



Final Report

*FXBVillage Program Mon
State*

Table of Contents

1. Executive Summary	4
1.1 Project Description	4
1.2 Context	4
1.3 Evaluation Methodology	5
1.3.1 Relevance	8
1.3.2 Effectiveness	8
1.3.3 Efficiency	11
1.3.4 Sustainability and Other cross-cutting issues	12
1.4 Lessons Learned	12
1.5 Recommendations	13
2. Project Description	13
3. Context	14
4. Evaluation Methodology	17
4.1 The Evaluation Team	17
4.2 Purpose and Scope	17
4.3 Evaluation Implementation	17
5. Relevance	19
5.1 Region Selection	19
5.2 Beneficiary Selection	20
5.3 Program Objectives, Outcomes and Activities	21
5.3.1 Relevance of project goal: community resilience	21
5.3.2 Relevance of project objectives	21
5.3.3 Relevance of the activities	22
6. Effectiveness	22
6.1 Pillar 1: Economic Capacity	23

6.2	Pillar 2: Food Security and Nutrition	25
6.3	Pillar 3: Health Care Access.....	26
6.4	Pillar 4: Upgrade the living and hygiene conditions of participants.....	28
6.5	Pillar 5: Enhancing access to education for children and youth and improving adults' knowledge and capacities.....	30
6.6	Beneficiary Satisfaction.....	37
7.	Efficiency	38
7.1	Operation.....	38
7.2	Budget.....	39
7.3	Monitoring and Evaluation.....	40
7.4	Risk Management	41
8.	Sustainability and Other Cross-Cutting Issues	41
9.	Lesson-Learned	43
10.	Conclusion	44
11.	Recommendations.....	45
	Annex 1 – Evaluation Matrix.....	48
	Annex 2 – Lists of Documents Received.....	50
	Annex 3 – Interview Questions.....	56

1. Executive Summary

1.1 Project Description

FXB International is an NGO founded in 1989 dedicated to combating extreme poverty and supporting communities affected by AIDS. One of their flagship initiatives, the FXBVillage Program, has been implemented in twelve countries since 1991, lifting 105,000 people out of extreme poverty through nearly 200 programs. These programs focus on economic and community development, healthcare, education, and environmental sustainability. The program in Myanmar, specifically in Mon State, addresses poverty in a multidimensional way. It provides seed capital to families for income-generating activities (IGAs) without the repayment burden. Over three years, financial support is gradually reduced as participants become self-sufficient, covering their nutritional, educational, and medical needs. Participants are encouraged to take control of their lives with tailored support from FXB staff.

The primary goal the FXBVillage Mon Program is to strengthen the resilience of extremely poor families in Mon State so they can escape poverty through five objectives:

1. Strengthening the economic capacities of selected households.
2. Ensuring food security and eradicating children's malnutrition.
3. Improving access to adequate medical care and prevention.
4. Upgrading living and hygiene conditions.
5. Enhancing access to education for children and youth and improving adults' knowledge and capacities.

The FXBVillage Program in Mon State has two periods:

- Cohort 1 (2017-2020) supported 490 direct beneficiaries with 80 families and 4,650 indirect beneficiaries in Hpanon, Kadonepaw, Kingchaung, and Hlaing Quarter.
- Cohort 2 (2021-2024) supported 1,016 direct beneficiaries with 200 households and 9,750 indirect beneficiaries in Wea Ka Li, Ka Mar Oak, Kawt Dun, Ta Khun Taing, Kyauk Yae Twin, and Pauk Taw.

1.2 Context

Both Cohort 1 and Cohort 2 faced significant socio-economic challenges due to the global pandemic and political instability.

Myanmar's political landscape has been unstable, with a transition to democracy in 2015 followed by severe violence in Rakhine State in 2017 and a military coup in 2021. The coup led to internal conflict, displacement, and widespread humanitarian needs. Despite mass protests and resistance, the military's harsh measures, including martial law and human rights violations, have continued.

The pandemic severely impacted Myanmar from 2020 to 2022, overwhelming the healthcare system. The situation worsened post-coup, disrupting public health responses and leading to a collapse in testing and vaccination efforts.

The coup exacerbated Myanmar's socio-economic decline, with school enrollment dropping and poverty increasing. The World Bank reported a significant rise in poverty, driven by conflict, economic instability, and production disruptions. Inflation has surged, with the average rate rising to 29% in early 2024, reflecting economic instability. Significant youth migration occurred from 2015 to 2020 due to economic opportunities, conflict, and natural disasters. The 2021 coup further intensified migration as youths fled to avoid persecution and conscription.

1.3 Evaluation Methodology




This external and independent end-of-program evaluation aimed to assess the FXBVillage program in Mon State based on the criteria of relevance, effectiveness, efficiency, and sustainability, with separate and comparative analyses for each cohort.


The evaluation team consisted of six evaluators, three from Yever and three from [Thant Myanmar](#), focusing on WASH, waste management, and community engagement.

The evaluation was conducted in several phases:

- **Document Review:** Reviewed relevant project documents from FXB International and FXB Myanmar teams.
- **Interviews:** Conducted interviews with FXB International, FXB Myanmar Head Office, and FXB Mon Field team.
- **Inception Report:** Detailed and shared the evaluation approach with the FXB team.
- **Field Visit:** Conducted from July 22 to 26, 2024, to meet the Mon Field team and beneficiaries. Surveys and interviews were conducted with 81 beneficiaries and 5 non-beneficiaries to gather quantitative data on the impact and satisfaction with the program's five objective pillars: Economics, Nutrition, Health, Living and Hygiene/ W.A.S.H (Water, Sanitation, and Hygiene) Health, and Education. Due to security constraints, some surveys and interviews were conducted in alternative locations, limiting direct observation of the local context.
- **Data analysis and reporting:** Findings of the assessments to be shared with the FXB teams.

Our overall methodology is based on the following criteria, and the rating scale for each criterion is described below. We apply our professional judgement based on the program targets, evidence from the field assessment, beneficiary surveys and interviews, and the unique challenges of operating in a conflict-affected country.

Criteria		Rating Scale
 <p>Relevance</p>	<p>Assesses the relevance of the program to the region and beneficiaries</p> <p>We mainly consider a match between the intention of the program and the needs of the region and beneficiaries, balancing with the supportive infrastructure of the selected region and community.</p>	<p>High</p> <ul style="list-style-type: none"> When the selected region highly benefits from the program (e.g., there are good public services to support the program or a significant number of beneficiaries residing in the area). When the objectives and activities are highly appropriate to address the socioeconomic needs of the beneficiaries (e.g. when an income-generating activity or a training activity is relevant to all selected families). <p>Moderate</p> <ul style="list-style-type: none"> When the selected region can moderately benefit from the program (e.g., the public services to support the program are limited or beneficiaries have some other support system). When the objectives and activities are moderately appropriate to address the socioeconomic needs of the beneficiaries (e.g. when an income-generating activity or a training activity is relevant to certain families). <p>Low</p> <ul style="list-style-type: none"> When the selected region cannot benefit from the program (e.g., there is no public services to support the program or no significant number of beneficiaries for the program). When the objectives and activities are not appropriate to address the socioeconomic needs of the (e.g. when an income-generating activity or a training activity is designed for some other type of beneficiaries or population).
 <p>Effectiveness</p>	<p>Assesses the targets and results, evidence of positive changes, cause or lack thereof.</p>	<p>High</p> <ul style="list-style-type: none"> When the beneficiaries achieve the intended results based on the program targets, evidence from the field assessment, beneficiary surveys and interviews. <p>Moderate</p> <ul style="list-style-type: none"> When only some beneficiaries achieve the intended results based on the program targets, evidence from the field assessment, beneficiary surveys and interviews. Or, when the beneficiaries achieve positive results but not fully as intended. <p>Low</p> <ul style="list-style-type: none"> When very few or no beneficiaries achieve the intended results based on the program targets, evidence from the field assessment, beneficiary surveys and interviews.
 <p>Efficiency</p>	<p>Assesses how the resources were used to achieve the program results.</p>	<p>High</p> <ul style="list-style-type: none"> When the program resources such as budget, team, skills, and management are well utilised to achieve the program results. <p>Moderate</p> <ul style="list-style-type: none"> When the program resources such as budget, team, skills, and management are well utilised but identified a few areas for improvement to enhance the program's goals and objectives.

		Low <ul style="list-style-type: none"> When the program resources such as budget, team, skills, and management are not well utilised and require much improvement to enhance the program's goals and objectives.
Sustainability 	Assesses whether the program provided long-term benefits to beneficiaries.	High <ul style="list-style-type: none"> When the beneficiaries maintain the positive results on their own after the program ends. Moderate <ul style="list-style-type: none"> When the beneficiaries maintain the positive results with some difficulties when the program ends. Low <ul style="list-style-type: none"> When the beneficiaries cannot maintain the positive results on their own after the program ends and when they are likely to revert to how things were before the program was introduced to them.

In addition to a separate analysis for each cohort and comparative analysis using these criteria and rating scale, lessons learnt from the project and recommendations will be provided.

1.3.1 Relevance

Region Selection: The FXBVillage Program follows guidelines for feasibility studies and community assessment. Mon State was chosen due to its better infrastructure, stable local government, and substantial rural population with poor socio-economic conditions, making it highly relevant for the program.

Beneficiary Selection: Criteria included poverty level, vulnerability, educational status, commitment, ability to undertake IGAs, honesty, and sedentary status. Cohort 1's selection process was generally appropriate but could have been improved. Cohort 2 used the Poverty Probability Index, resulting in a more appropriate beneficiary selection. In general, both cohorts are relevant to the program, however, Cohort 2 families were more relevant than Cohort 1 families.

Program goal: The general project structure to increase community resilience was highly relevant. The double crises of COVID-19 and the coup further added to its relevance. However, the crisis affected not only the beneficiaries but also the project staff and the operation in general, leading to multiple challenges during its implementation.

Project Objectives: Beneficiaries found all five objectives relevant. The holistic approach to poverty reduction reached the most vulnerable and improved their resilience. However, the nutrition program faced practical challenges, and fewer youths from targeted families participated in vocational training due to political situations and migration to other regions or countries.

Project Activities: For Cohort 1, most activities were relevant and helped improve beneficiaries' socio-economic situations, except for group income-generating activities (Group IGA) and opening bank accounts. For Cohort 2, most activities were relevant, except for aquaponics piloted in 13 families, Village Saving Loan Association in high-risk villages, and vocational training for youths from target families.

1.3.2 Effectiveness

1.3.2.1 Pillar 1: Economic Capacity

Survey results showed that the average income of Cohort 1 increased by 75%, and the income of Cohort 2 families increased by 69% due to individual Income-Generating Activities (IGA) supported by FXB.

All the Cohort 1 families surveyed continued their individual Income-Generating Activities (IGA), such as raising pigs, cows, and goats and selling rice developed by the FXB even after the program ended in 2020. Families in Kinchaung and Kadonepaw benefited significantly from IGAs, coupled with having grown-up children securing jobs and supporting their families. These families have better business acumen, improved housing, and more household appliances compared to Cohort 2. Families in Hpanon and Hlaing saw minimal income increases by IGAs and struggled to save due to high inflation. They expressed a need for more support in income-generating activities (IGAs). Most families in Cohort 1 could recall topics from enterprise and financial training and had opened bank accounts.

The families of Cohort 2 surveyed and interviewed raised pigs, cows, and goats and sold rice and fish (with fishing net support from FXB) as part of their individual Income-Generating Activities. Aquaponics

was piloted as an innovative IGA in 13 families alongside the other IGAs. Six families keeping aquaponics were observed during the evaluation, and it was found that they can supplement family income but require high maintenance and community support for long-term sustainability.

Most beneficiaries appreciate Village Savings Loan Associations (VSLA). However, in villages with high political and security risks, like Ta Khun Taing and Kawt Dun, VSLA groups are not well-aligned and cooperative, leading to discontinued participation in saving. Most families in Cohort 2 could recall topics from enterprise and financial training.

The FXBVillage Program's Income-Generating Activities strengthened the economic situation of targeted households, but the degree of income increases varied. In Cohort 1, economic activities resulted in better outcomes in politically stable villages. In Cohort 2, income increased for most beneficiaries, but high inflation may have downplayed the increase. The economic pillar for both cohorts is rated as 'Moderately Effective'.

1.3.2.2 Pillar 2: Food Security and Nutrition

Both cohorts increased the number of daily meals and the variety of food groups consumed after FXB assistance. Common food groups included grains, vegetables, fruits, fish, meat, eggs, dairy products, and beans & nuts. The number of daily meals increased by 22% overall, with Cohort 1 seeing a 35% increase and Cohort 2 a 17% increase. The variety of food groups increased by 33% overall, with Cohort 1 seeing a 50% increase and Cohort 2 a 33% increase.

Most kitchen gardens were not observed due to flooding in house yards during the rainy season. Some beneficiaries lacked space or had goats that ate the plants. As for food support, 22% of Cohort 2 families and 7% of Cohort 1 families identified food support as the best activity for having economic benefits.

This pillar is rated 'Highly Effective' for both cohorts, as most families improved their nutrition through increased meals and food variety.

1.3.2.3 Pillar 3: Health Care Access

Sickness Frequency: FXB's intervention reduced the frequency of sickness within a year. The average sickness frequency score for both cohorts improved from 2 (monthly) to 3 (quarterly), indicating a 50% increase. Cohort 1 eliminated almost weekly sickness, while Cohort 2 tripled the 'never' sickness frequency due to recent health interventions.

Access to Health Care Services: Access to healthcare services improved significantly after FXB intervention. Both cohorts eliminated 'No Access' status, with increases in 'Easy Access' and 'High Access'. Cohort 2 scored slightly higher than Cohort 1. In the survey, 25% of Cohort 2 families suggested having a nurse in the village, and 13% suggested having a clinic, showing their reliance on FXB knowledge sharing, prevention and basic healthcare services such as common cold, aches and pains, diarrhoea, anaemia, hypertension, diabetes etc., and referral services to public health centres for more complicated cases.

The Health Pillar for Cohort 1 is rated 'Highly Effective' as beneficiaries maintained healthcare access and health even after the program ended. Cohort 2 is rated 'Highly Effective' due to improved healthcare access and health as a result of FXB intervention, but the beneficiaries must adapt to visiting other healthcare services when the program ends.

1.3.2.4 Pillar 4: Upgrade the Living and Hygiene Conditions of Participants

The FXB interventions significantly improved living and hygiene conditions for most beneficiaries. Of 77 beneficiaries surveyed, 66 reported improvements in their house, toilet, or water resources due to FXB assistance, while 11 saw no change. Survey results also showed significant improvement in handwashing knowledge such as washing hands before eating, after using the toilet, and keeping their nails clean.

Beneficiaries from Hpanone (Cohort 1), Kyauk Yae Twin (Cohort 2), and Kawt Dun (Cohort 2) learned to pack trash in plastic bags and discard it into the river during the rainy season or burn it in other seasons. They also learned to reduce their use of plastic bags, although they are still commonly used.

Both cohorts are rated 'Highly Effective', as most families improved their living conditions and hygiene knowledge. However, toilets should be installed according to WASH guidelines for long-term positive impact. If training is limited to targeted beneficiaries, improper trash disposal practices could negatively affect the community.

1.3.2.5 Pillar 5: Enhancing access to education and improving knowledge

School Enrolment: The survey results, based on 66 families with school-age children, showed that the number of families who had their children enrolled increased by 5% for all cohorts after receiving FXB assistance. In Cohort 1, 9% of families increased their enrolment, while in Cohort 2, 2% did so, despite a national increase in out-of-school children due to socio-economic hardships.

Schools are typically located 1 to 2 hours from villages, requiring families to pay transport fees or drive children themselves. Additional costs, such as home tuition fees, further burden families. Prolonged school closures during COVID-19 and the military coup led many middle school children to lose interest in attending school.

Vocational School: According to the survey result 52 families out of 81 (64%) answered that they have no youths, and out of 29 families who have youths, the vocational school-going rate improved, showing an increase from 1 family to 14 families combined for both cohorts, from 1 to 8 families in Cohort 1, and from 0 to 6 families in Cohort 2. Out of 14 families, 8 families answered the youth in the family had obtained a job after completing the training.

Many youths face political and security pressures, leading to migration to Thailand or working as unskilled labour to support their families. The military coup in February 2021 and the enforcement of a mandatory conscription law in 2024 further exacerbated this trend. However, despite these political circumstances, FXB trained 150 youths – 20 from direct and 130 from indirect beneficiaries.

Complementary education: In both cohorts, almost all beneficiaries learned about women's protection, early childhood development, and sexual and reproductive health, according to the survey. 15% of respondents favoured theatre performances, which taught about gender-based violence.

Both Cohort 1 and 2 are rated "Highly Effective" due to increased student enrolment, high youth participation in vocational training, and strong community engagement in empowerment programs.

1.3.3 Efficiency

1.3.3.1 Operations

Cohort 1: The project was well-coordinated among FXB International, FXB Myanmar, and the FXB Mon field team. Key personnel received training from FXB China. Despite COVID-19 challenges in Year 3, the project was executed according to the planned timeline (1 September 2017 to 31 August 2020), with additional COVID-19 support activities. Beneficiaries confirmed they received all planned support.

Cohort 2: More technical expertise and coordination were provided through a dedicated team, including a Unit Coordinator, M&E officer, Nurse counsellor, Livelihood officer, and Social worker. The field team maintained strong communication and rapport with beneficiaries and stakeholders, which is essential during political instability. The military coup on 1 February 2021 caused delays in implementation, but the team maintained communication and data collection as soon as the situation allowed. Activities resumed in the second half of Year 1, with a no-cost extension granted until 30 June 2024. Beneficiaries confirmed they received the activities and support.

Both Cohort 1 and Cohort 2 were 'Highly Efficient' despite global pandemic challenges and political complications. The FXB teams were well-coordinated and adapted to the circumstances to roll out the activities effectively.

1.3.3.2 Budget

Cohort 1: The budget was USD 296,344 for 2017-2020, with a 100% utilisation rate. Allocations were 74% for project activities, 13% for coordination, and 13% for overhead costs.

Cohort 2: The budget was USD 712,697 for 2021-2024, with a 99% utilisation rate. Allocations were 80% for project activities, 7% for coordination, and 12% for overhead costs.

Both cohorts used the budget efficiently, delivering the intended outputs and effectively involving the community. The budget allocations were in accordance with the FXB Toolkit and guidelines.

1.3.3.3 Monitoring and Evaluation

Cohort 2 faced significant challenges, including a nationwide communication network shutdown, the third wave of COVID-19, and security issues due to armed conflicts. These issues caused initial delays in on-ground monitoring and data collection, but activities resumed, and regular reporting was maintained once conditions allowed. In areas with restricted travel due to armed organisations, the FXB Mon team mitigated risks by distributing support items at safe locations outside the villages and conducting discreet monitoring visits. Overall, the monitoring and evaluation modality is of high quality and implemented efficiently in both cohorts.

1.3.3.4 Risk Management

FXB Myanmar reviews its risk matrix and mitigation plan every six months, along with a contingency plan. FXB International is developing a policy and SOP for conflict zones to ensure safe, effective aid delivery and compliance with local laws. Risk management efficiency is rated as 'Moderately Efficient.'

1.3.4 Sustainability and Other cross-cutting issues

The project aims to provide long-term benefits by enhancing business, financial, health, and nutrition skills.

Cohort 1

- **Economic:** Individual IGAs such as Livestock breeding and rice-selling are sustained, but income varies by skills and capacity of the families.
- **Nutrition:** Food support helped save on expenses, but kitchen gardens will be unsustainable if problems such as heavy rain, limited space and the goats feeding on the garden are not tackled
- **Health:** Health knowledge and access to health care is sustained. Beneficiaries understand bed net use and water safety, with reduced sickness and better health service access.
- **Living and Hygiene:** Improved living conditions and WASH knowledge are well-sustained, with some minor challenges finding appropriate places which are far from water sources
- **Education:** Women's empowerment and GBV knowledge are impactful, but school enrolments are hard to sustain in the future due to political and socio-economic issues.

Cohort 2

- **Economic:** Individual IGAs such as livestock breeding are sustainable, but the pilot aquaponics, which is implemented in 13 families along with other IGAs, requires high maintenance and knowledge support, and VSLAs face security risks.
- **Nutrition:** Like Cohort 1, food support is beneficial, but problems such as heavy rain, limited space and the goats feeding on the garden need to be solved if kitchen gardens are to be sustainable.
- **Health:** The health pillar can be well sustained for the same reasons as families in Cohort 1.
- **Living and Hygiene:** Living conditions and hygiene will be sustained as in Cohort 1, with the challenge that some observed toilets emit odour, possibly linked to insufficient ventilation of septic tanks.
- **Education:** Women's empowerment and GBV knowledge are beneficial and sustainable, but school enrolments face challenges similar to those in Cohort 1.

Beneficiaries reported no discrimination and felt empowered, with transparent selection processes leading to community acceptance.

1.4 Lessons Learned

The evaluation mission identified several lessons to guide future program decisions:

Localisation: Program methodology should be more localised rather than following a global format. Beneficiaries should choose from IGAs suited to the local market to ensure practicality.

WASH Guidelines: Apply WASH guidelines when installing water sources or toilets (with practicality) and provide WASH and waste management knowledge to the entire community for long-term benefits.

Diplomacy and Engagement: The ground team must excel in diplomacy, stakeholder engagement, and cultural sensitivity and stay updated on local political and security news to ensure safety.

Vehicle Utility: Vehicles are crucial for the ground team to operate efficiently and adapt to changing situations.

Political Stability: Effective implementation requires political stability in the project area.

1.5 Recommendations

For future program design, implementation, and management, the following recommendations are made:

- Focus on activities that beneficiaries are satisfied with and cost-effective, especially for projects in conflict-affected areas. Based on the beneficiary satisfaction survey and cost-effectiveness, FXBVillage Mon programs should have prioritised the budget on Economics and Health, followed by Living and Hygiene/WASH.
- Develop a global policy and SOP for operating in conflict-affected countries to ensure effective humanitarian aid delivery and compliance with international laws and standards, promoting accountability and trust.
- Continue applying the Poverty Probability Index, a poverty measurement tool designed to measure the likelihood that a household lives below the poverty line, for more relevant beneficiary selection.
- Provide low-literacy beneficiaries with posters displaying training content to help them remember the information.
- Account for potential impacts of weather and natural disasters on program activities and infrastructure.
- Continue to innovate to try new activities (e.g. aquaponics) and consider the feasibility of long-term support and return on profit
- Consult experts for proper installation and management of WASH facilities and waste disposal to prevent long-term negative impacts on the community

2. Project Description

FXB International, founded in 1989, is an NGO dedicated to combating extreme poverty and supporting communities affected by AIDS. Their flagship initiative, the FXBVillage Program, has been implemented in twelve countries since 1991, lifting 105,000 people out of extreme poverty through nearly 200 programs. These programs focus on economic and community development, healthcare, education, and environmental sustainability.

Like the programs in other countries, the FXBVillage Program in Myanmar focused on Mon State and aimed to address the participants' poverty in a multidimensional way. It started by providing seed capital

to family heads to create income-generating activities without the burden of repayment. Over three years, financial support gradually reduced as participants became self-sufficient, covering their nutritional, educational, and medical needs.

The program ensures immediate access to basic rights such as nutrition, health, housing, education, employment, and a healthier environment. Participants are encouraged to take control of their lives with tailored support from FXB staff.

The project's primary goal is to strengthen the resilience of extremely poor families in Mon State so they can escape multidimensional poverty through 5 objectives (outcomes):

Objective 1: Strengthen the economic capacities of selected households.

Objective 2: Ensure food security among participants and eradicate children's malnutrition.

Objective 3: Improve families' access to adequate medical care and prevention.

Objective 4: Upgrade the living and hygiene conditions of participants.

Objective 5: Enhance access to education for children and youth and improve adults' knowledge and capacities.

The FXBVillage Program in Mon State has two periods: Cohort 1 (2017-2020) and Cohort 2 (2021-2024).

The table below summarise the selected communities and the number of beneficiaries each cohort supported.

Cohort 1 (2017-2020)			
No	Village	Township	Beneficiaries Achieved
1	Hpanon	Kyaikmarraw	<ul style="list-style-type: none">490 direct beneficiaries with 80 families4,650 indirect beneficiaries
2	Kadonepaw	Mudon	
3	Kingchaung	Mudon	
4	Hlaing Quarter	Mawlamyine	
Cohort 2 (2021-2024)			
No	Village	Township	Beneficiaries Achieved as of Y2S2 reporting period
1	Wea Ka Li	Mudon	<ul style="list-style-type: none">1,016 direct beneficiaries with 200 households11,942 indirect beneficiaries
2	Ka Mar Oak	Mudon	
3	Kawt Dun	Kyaikmarraw	
4	Ta Khun Taing	Paung	
5	Kyauk Yae Twin	Paung	
6	Pauk Taw	Paung	

3. Context

Both Cohort 1 and Cohort 2 experienced significant socio-economic events impacted by the global pandemic and political instability.

Political Background:

In 2011, Myanmar embarked on a political and economic transition under a transitional military government, culminating in the first democratic elections 2015. However, the political landscape

remained fragile. In 2017, severe violence in Rakhine State triggered one of the largest refugee crises, with many fleeing their homes.¹

According to the World Bank's *Ease of Doing Business Index 2019*, Myanmar ranks 165 out of 190, indicating that the country faces significant challenges in its business environment due to complex regulations, bureaucratic hurdles, and inadequate infrastructure.² Between 2011 and 2019, the country enjoyed robust economic growth, averaging 6% annually, and saw a significant poverty reduction. This progress was driven by economic reforms, the lifting of sanctions, and a hopeful outlook for increased stability.³

The situation took a drastic turn in February 2021 when a military coup disrupted the democratic transition and development, leading to heightened internal conflict and displacement. The UN reports that about one-third of the population now requires humanitarian aid, including six million children.

The people of Myanmar have shown remarkable defiance to the coup. According to the UN Special Rapporteur on the situation of human rights in Myanmar, the response has included mass protest, armed resistance forces steadily gaining ground and inflicting significant losses on junta forces, the Civil Disobedience Movement (CDM), Silent strikes, and pop-up protests.⁴

The military responded to resistance with severe measures by use of force, including aerial bombings, burning civilian homes, and committing grave human rights violations to maintain control. Martial law was imposed in 47 townships, and the military loyalists were empowered to carry guns. The UN also reported that the military employed a “four cuts” strategy, targeting civilians by blocking access to food, funds, information, and recruits as a form of collective. Despite this brutal repression, widespread and popular resistance continued across much of Myanmar.⁵

COVID-19: From 2020 to 2022, Myanmar faced significant challenges due to the COVID-19 pandemic. The virus quickly spread nationwide, starting with the first case reported in March 2020. The government implemented containment measures, but the healthcare system struggled to cope, weakened by decades of underinvestment and ongoing conflicts.⁶

The situation worsened after the military coup in February 2021, which disrupted public health responses and led to a collapse in testing and vaccination efforts. By April 2022, Myanmar had reported over 600,000 confirmed cases and nearly 20,000 deaths.⁷

Socio-economic: Myanmar's socio-economic situation has deteriorated significantly since the military coup in February 2021. Myanmar's share of 6 to 22-year-olds enrolled in schools and tertiary institutions declined from 69.2 percent in 2017 to 56.8 percent in 2023.⁸ In June 2024, the World Bank highlighted the deepening poverty crisis in Myanmar, noting that the country now has 7 million more people living in poverty than it did before the COVID-19 pandemic. The World Bank emphasised that the ongoing

¹ [Myanmar Overview - World Bank](#)

² [Ease of doing business rank - World Bank](#)

³ [Myanmar Overview - World Bank](#)

⁴ [Situation of human rights in Myanmar - Report of the Special Rapporteur - OHCHR](#)

⁵ [More than two years on, impact of Myanmar military coup 'devastating' - UN News](#)

⁶ [Myanmar: COVID-19 Situation Report No. 10 \(5 October 2020\) - ReliefWeb](#)

⁷ [COVID-19 third wave has hit like a 'tsunami' - UN News](#)

⁸ [A generation of children are at risk of learning losses in Myanmar - World Bank](#)

conflict, macroeconomic instability, and disruptions in production are major factors contributing to Myanmar's entrenched poverty and economic challenges.⁹

Inflation rate: According to the 2023-2024 FY financial policy issued by the Ministry of Planning and Finance, Myanmar's estimated average inflation rate rose to **21.2** percent. However, according to a statement from the Central Statistical Organization (CSO), Myanmar's average inflation rate rose to **28.59** percent during the first three months of the 2023-2024 fiscal year.¹⁰

Migration: From 2015 to 2020, Myanmar saw significant youth migration driven by various factors, including economic opportunities, conflict, and natural disasters. According to UNICEF, nearly one in five Myanmar adolescents migrated internally or externally during this period. Many young people moved in search of employment, as economic conditions in rural areas were often challenging. Conflict and instability, particularly in ethnic regions, also forced many youths to flee their homes.¹¹ Many youths from Mon State in Myanmar migrated, primarily seeking better employment opportunities.¹²

Following the military coup in February 2021, the country experienced widespread violence and repression, prompting many youths to flee to avoid persecution and conscription. The enforcement of a mandatory conscription law in 2024 further exacerbated this trend, as many young people sought to escape compulsory military service.¹³

Mon State: *(Source: project proposal document)* Mon State's economy benefits from its proximity to Yangon and Thailand, yet 16% of its population lives below the poverty line. Ethnic conflicts persist, particularly between the New Mon State Party and government armed forces, leading to overlapping governance and judicial systems. In Mon State, most of the population relies on traditional agriculture, fishing, and woodwork, with 50-65% of the workforce engaged in these sectors. Low incomes from these activities lead to poverty and migration for work to Thailand or the Yangon Region, with remittances being a significant income source. Nearly 30% of children suffer from stunting due to chronic malnutrition. The lack of formal citizenship identification increases vulnerability, particularly for women and girls, affecting their protection and rights. Access to basic healthcare is difficult, with major concerns including malaria, maternal and child health, tuberculosis, and reproductive health. Very low attendance in preschool among children aged 3-5 years, and about 12% of children lack access to primary education, with only 56% completing their schooling on time. Housing, mostly made of wood and bamboo, is vulnerable to natural disasters like floods and fires. Access to sanitation, water, and health centres is limited.

In a nutshell, Cohort 1 had a stable and peaceful political and socio-economic situation throughout the project year 2017 – 2020, except for the outbreak of COVID-19 in the second half of project Year 3. Cohort 2 (2021-2024) had undergone severe political and socio-economic challenges since the beginning of the project period and survived through the end

⁹ [Myanmar Economic Outlook Remains Weak - World Bank](#)

¹⁰ [Inflation rate of Myanmar in 2023-2024 FY - Eleven Media News](#)

¹¹ [Migration among adolescents in Myanmar - UNICEF Myanmar](#)

¹² [Youth-Led Assessment Report - NRC, Mercy Corps](#)

¹³ [Mandatory conscription shows junta's 'desperation', rights expert says - UN News](#)

4. Evaluation Methodology

4.1 The Evaluation Team

Our evaluation team consists of 6 evaluators: three from Yever as lead evaluators and three from [Thant Myanmar](#), as WASH, waste management and community engagement experts. Thant Myanmar is a not-for-profit company dedicated to its mission of reducing waste with a specific focus on community engagement. The participants of the evaluation team are as follow:

- Nicolas Delange, Managing Partner, Yever
- Pyait Pyait, Senior Consultant, Yever
- Yin Myo Wai, Analyst, Yever
- Friedor Jeske, Director, Thant Myanmar
- Thae Su Aye, Rural Program Manager, Thant Myanmar
- Thu Zar Win, Field Manager (Rural Program), Thant Myanmar

4.2 Purpose and Scope

This external and independent end-of-program evaluation aims to assess the level of achievement of its FXBVillage program in Mon State, primarily on the five objectives of the program based on these criteria: relevance, efficiency, effectiveness, and sustainability, incorporating cross-cutting themes: gender equality, social inclusions, and community empowerment. The overview of the evaluation criteria is below. A detailed evaluation matrix (Annex 1) was developed and described in the inception report shared with the FXB team on 19 July 2024.

We implemented in the following phases: Document review, interviews with FXB teams, field visit to Mon State to conduct interviews and survey with beneficiaries. We then analysed the data and presented it in this report with a separate analysis of each cohort and comparative analyses between the two, providing practical recommendations and lessons learned from the project for each cohort and feeding into decision-making regarding the way forward beyond the closure of the current project.

4.3 Evaluation Implementation

Prior to this report, we had implemented the evaluation in the following phases:

Document review: We reviewed relevant project documents from the FXB International and the FXB Myanmar teams for each cohort to better understand the project. A list of papers reviewed can be found in the Annex (2).

Interviews with FXB team: We conducted interviews with FXB International (9 July 2024), the FXB Myanmar Head Office (11 July 2024), and the FXB Mon Field team (22 July 2024) to have in-depth discussions with them about the program ambitions and experiences.

Inception Report: Following the document reviews and interviews with FXB International and FXB Myanmar Headquarters, we produced the inception report detailing the evaluation approach and shared with the FXB team on July 19, 2024.

Field Visit: The field visit occurred from 22nd July 2024 to 26th July 2024. The purpose was to meet the Mon Field team and the beneficiaries.

We interviewed the FXB Mon field team to better understand on-ground activities, their successes and challenges with their implementations, and their perceptions of the program activities.

We also surveyed 81 beneficiaries to get quantitative data on the impact and satisfaction with the five objective pillars: Economics, Nutrition, Living and Hygiene, Health, and Education. These surveys were conducted using paper-based forms written in the Myanmar language. The survey questions can be found in the Annex (3). In each village, beneficiaries were gathered at a location, such as a village monastery or a beneficiary's home, to participate in surveys. We read the questions aloud for beneficiaries with low literacy levels and filled out the survey forms on their behalf. Beneficiaries who could read and understand the survey completed it independently, and we assisted them when they had any questions.

A total of 35 beneficiaries and 5 non-beneficiaries, including a village administrator and a women leader, were interviewed to comprehensively understand the community context and the project's impact. We also selected individuals from the surveyed beneficiaries for a separate one-on-one interview. We also did 7 telephone interviews with the beneficiaries from Wae Ka Li and Ka Mar Oak, as we ran out of time in the field and had to return to the hotel before dark. The beneficiary questions can be found in Annex (3).

The number of beneficiaries participating in the assessment depends on their availability during our visit. The table below outlines the dates and activities of the field visit.

Table 1: Field Visit Activity Summary

Date	Place	Activity	# of beneficiaries surveyed	# of beneficiaries interviewed (face to face)	# of beneficiaries interviewed (phone)	# of non-beneficiaries interviewed (face to face)
22 July 2024	FXB Mon Team	<ul style="list-style-type: none"> Interview with the team 	NA	NA		NA
23 July 2024	Wea Ka Li Village, Mudon Township	<ul style="list-style-type: none"> Survey at the village monastery Site visit to houses 	17	4	3	1 -village administrator
	Ka Mar Oak Village, Mudon Township	<ul style="list-style-type: none"> Survey at a beneficiary house Site visit to houses 	9	5	4	1 – villager
24 July 2024	Kingchaung Village, Mudon Township	<ul style="list-style-type: none"> Survey at a beneficiary house Site visit to houses 	8	5		1 – community elder
	Kadonepaw Village, Mudon Township	<ul style="list-style-type: none"> Survey at a beneficiary house Site visit to houses 	9	5		1 – women leader
25 July 2024	Pauk Taw Village Paung Township	<ul style="list-style-type: none"> Survey at a beneficiary house Site visit to houses 	9	4		

	Ta Khun Taing Village Paung Township	• Survey and Interview at the Pauk Taw beneficiary's house	8	2		
26 July 2024	Kawt Dun Village * Kyaikmarraw Township	• Survey and Interview at the house of an FXB partner	6	2		
	Hpanon Village* Kyaikmarraw Township	• Survey and Interview at the house of an FXB partner	7	2		
	Kyauk Yae Twin Village*	• Survey and Interview at FXB Mon Office	5	3		1 – village senior
	Hlaing Ward* Mawlamyaing	• Survey and Interview at FXB Mon Office	3	1		
Total	10 Villages		81	35		5

Limitations to the evaluations: The limitations to the field assessment are as follow:

- **Surveys and interviews in alternative locations:** Due to security constraints, we conducted surveys and interviews for beneficiaries from **Kawt Dun and Hpanon** villages at a house in Kyaikmarraw Town arranged by the FXB team. Similarly, beneficiaries from **Hlaing and Kyauk Yae Twin** villages were gathered at the FXB office in Mawlamyaing. These sessions were not complemented by actual site visits to the respective villages, thus we were unable to observe the local context directly.
- **Exclusion of Ta Khun Taing Village from physical visit:** We planned to visit Ta Khun Taing village (Cohort 2) to conduct on-site assessments. However, beneficiaries from Ta Khun Taing, who gathered at one of the beneficiaries' houses in Pauk Taw village, expressed concerns about the security risks they might have as they live among three armed groups. As a result, we could not visit Ta Khun Taing village.
- **Areas not assessed:** The field assessment primarily focused on observing individual IGAs (e.g., pig, cow, goat), aquaponic ponds, housing, toilets, and gardens. However, due to limited time in the villages, we were unable to assess other aspects, such as the general condition of children's nutrition, changes in behaviour regarding nutrition, and Water, Sanitation, and Hygiene (WASH) practices.

5. Relevance

This section assesses the relevancy of the Mon State beneficiaries to the FXB Village Program and whether the project objectives are relevant to their needs.

5.1 Region Selection

According to the FXB International website, the FXB Village Program has specific guidelines for feasibility studies, community assessment, and family selection.¹⁴ The feasibility assessment includes the study of the economic and socio-cultural framework where the program may be implemented. Administratively,

¹⁴ [FXB Toolkit-and-Planning-guide](#)

Myanmar is divided into seven states, seven regions and one union territory. Chin¹⁵ and Rakhine¹⁶, and Kayah¹⁷ are reported as the least developed states in Myanmar. However, these states are far from Yangon, which could lead to transportation and communication challenges to manage the program from the Yangon Office. In addition, internal conflicts by various armed groups in Kayah and Chin and the Rohingya crisis in Rakhine make these states politically unstable. Both Kayin State and Mon State are adjacent in southeast Myanmar, and both take about a 6-hour drive from Yangon to the state capital cities.

According to the 2017 data collected by the Central Statistical Organization, Myanmar, Mon State had a higher population, public hospitals, schools, and registered businesses than Kayah, Kayin, Chin and Rakhine¹⁸. Therefore, Mon State had relatively better infrastructure and utilities than Kayin State. Moreover, Mon State also enjoyed a stable local government administration¹⁹ compared to Kayin State, as Kayin State had decades of political complexities by various armed groups such as the Karen National Union (KNU), Karen National Liberation Army (KNLA), and Democratic Karen Benevolent Army (DKBA)²⁰. As described in 'Section 3: Context, Mon State has a substantial rural population and poor socio-economic conditions that could benefit from the FXBVillage program. Moreover, Mawlamyine, the capital city of Mon, is more developed than those from other states and serves as a good place to coordinate the project between headquarters and the villages.

According to the FXB Toolkit and Planning Guide, the minimum infrastructure and support needed to implement an FXBVillage are schools, a market for small businesses, a local health system, and support from the local government, along with other features such as transportation, political stability, environmental conditions, a community support system, etc.²¹ Therefore, we determine that Mon State is '**highly relevant**' to be chosen for the program as it fits the criteria.

5.2 Beneficiary Selection

Cohort 1 and 2 project proposal documents contained the beneficiary selection criteria as follow:

- Poverty level and level of vulnerability;
- Number of orphans and vulnerable children (OVC) in the household and their educational status;
- Level of interest, commitment and motivation (or willingness shown to achieve the program objectives);
- At least one member of the household is able to undertake an IGA;
- Honesty and reliability: the reputation of the head of household is guaranteed by the community;
- Sedentary status — participants who intend to remain in the area.

¹⁵ [Chin State | UNICEF Myanmar](#)

¹⁶ [Rakhine State | United Nations Development Programme \(undp.org\)](#)

¹⁷ [Document - Socio Economic Analysis of Kayah State \(unhcr.org\)](#)

¹⁸ Myanmar Statistical Year Book 2023, Central Statistical Organization, Ministry of Planning and Finance

¹⁹ [Mon State Profile - SK \(themimu.info\)](#)

²⁰ [Kayin State Profile - SK \(themimu.info\)](#)

²¹ [FXB Toolkit and planning guide, 73](#)

Cohort 1

We reviewed samples of the family selection documents during the FXB Mon field team interview. Based on the document reviews, surveys, interviews, and direct observations, we considered the target beneficiaries in Cohort 1 to be generally appropriate for the program. However, we determine that the selection process could have been improved in Cohort 1. Some families from Kadonepaw, Kingchaung, expressed during the interviews that other families that need support were left out and more families should have been included in the program. The general outlook of the entire village is also better than that of other villages in the program as they have wider roads, bigger houses with wooden structures, and the presence of public buildings.

Cohort 2

In Cohort 2, the Poverty Probability Index, a poverty measurement tool designed to measure the likelihood that a household lives below the poverty line, is used during the household selection process. As evidenced by our engagement with the beneficiaries and direct observations, we conclude that the method in Cohort 2 resulted in selecting beneficiaries more appropriate to the program.

In summary, we conclude that both cohorts are **'Highly Relevant'** to the program, but the families of Cohort 2 are more relevant to the program than the families of Cohort 1.

5.3 Program Objectives, Outcomes and Activities

5.3.1 Relevance of project goal: community resilience

Given the context in which the projects were conducted, the general project structure aimed at increasing community resilience was highly relevant. The double crises of COVID-19 and the coup further added to its relevance.

However, the crisis did not only affect the beneficiaries but also the project staff and the operation in general, leading to multiple challenges during its implementation, such as:

- Delays of activities and adaptations in implementation
- Fewer field visits from project staff leading to less opportunity to observe daily behavior changes fully
- Risks in community engagement amidst multiple local authorities

These and other multiple challenges led the implementors to decide not to explore the FXB village in Myanmar further, even though the general project aim is highly relevant. We can conclude that the future program may not be relevant to the country situation although it was for the completed programs.

5.3.2 Relevance of project objectives

The beneficiaries from both cohorts perceived all 5 objectives as very relevant (see below). The general holistic approach to poverty reduction, as envisaged by the FXB village, definitely reached the most vulnerable and added to their resilience. For example, food support in the nutrition program helped families avoid a depth cycle and benefited their economic resilience, contributing to their overall living conditions.

The beneficiaries saw the least relevance in the nutrition program, while the others performed equally well. The nutrition program can be seen more as a challenge with the focus on home garden activities, which were practically tricky to implement and resulted in lesser satisfaction.

5.3.3 Relevance of the activities

Cohort 1

From the beneficiary survey, we learned that most activities were relevant to the beneficiaries and helped them improve their socio-economic situation, except for the group income-generating activities (Group IGA) and opening bank account activities. Regarding group income-generating activities, it is usually challenging to maintain collaboration in the group in the long run, and face-to-face interaction may be required for the rural population to use the banking system effectively.

The activities are scored based on the beneficiaries' perception of how beneficial they are. Group IGA scored 67%, the lowest in economic activities, followed by 80% for bank account opening activity. The FXB Myanmar team learnt the same at the end of the program and discontinued these activities in Cohort 2, proposing the Village Saving Loan Association (VSLA), a community-based group where members save money together and take small loans from those savings and hiring a livelihood officer.

Cohort 2

We found that most activities were relevant except for the following activities.

Aquaponics as a pilot IGA program along with other IGAs in 13 families: The high initial and maintenance costs, dependence on electricity, and lack of community capacity to support make it difficult for families to succeed in the long run. Please see more detailed explanations in the section 'Effectiveness'.

Village Saving and Loans Association (VSLA) in high-risk villages: While many beneficiaries continue to participate, beneficiaries from villages with high-security risks, such as Ta Khun Taing and Hpanon, expressed that their VSAL team members are not cooperative and, therefore, have stopped participating in saving.

We rate the relevancy of the project activities as '**Moderately Relevant**' for both cohorts.

6. Effectiveness

This section assesses the targets and the results, evidence of positive change, and the cause or lack thereof.

After carefully reviewing the documents, beneficiary surveys, and interviews, we conclude that most of the activities had been delivered and achieved positive results in almost all pillars; however, the degree of achievements and impacts vary in each pillar and each cohort.

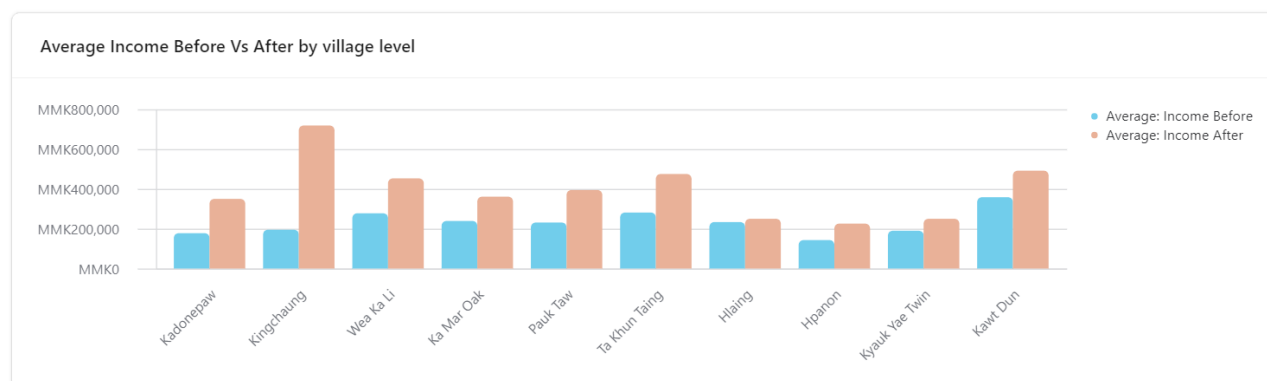
6.1 Pillar 1: Economic Capacity

Survey results showed that individual **Income-Generating Activities (IGAs)** supported by FXB helped Cohort 1 and 2 target families increase their income. Table 2 below summarises the income increases between the two Cohorts.

Table 2: Income increase of the two cohorts before and after FXB's individual IGA interventions

	Cohort 1	Cohort 2
AVG Income before the program	180,000	264,528
AVG Income after the program	418,462	416,038
MAX Income before the program	300,000	600,000
MAX Income after the program	3,000,000	1,000,000
MIN Income before the program	90,000	90,000
MIN Income after the program	150,000	150,000
MEDIAN of income before the program	200,000	200,000
MEDIAN of income after the program	300,000	300,000
MODE of income before the program	200,000	150,000
MODE of income after the program	400,000	300,000
AVG of % increased	131%	69%
MEDIAN of % increased	70%	50%
MODE of % increased	100%	100%

Figure 1: Comparison of Average Income Increased by Village



Click [here](#) to see the figure on Airtable.

Cohort 1

All the Cohort 1 families surveyed continued their individual Income-Generating Activities (IGA) developed by the FXB even after the program ended in 2020. These activities include raising pigs, cows, and goats and selling rice.

Income: According to document reviews, the household's monthly average income had increased 54% from MMK 130,000 (Year 1) to MMK 200,000 (Year 3), and household assets and materials ownership increased.

Beneficiary survey results revealed that the monthly average income had increased 132% from MMK 180,000 (before FXB intervention) to MMK 418,462 (after FXB intervention) due to individual IGAs, with one outlier of maximum income of MMK 3,000,000. Without the outlier, the monthly average income increased 75% from MMK 180,000 to MMK 315,200.

The target % increase in average monthly income was 300% by the end of the program in 2020. We determined this target is unrealistic, and Cohort 1 did not achieve this target at the end of the program in 2020. But after four years, a village achieved this target.

The most positively impacted villages: Some families in Kinchaung and Kadonepaw have grown-up children who received education support from FXB during the program. These children now have jobs with regular incomes and support the family. These families have better business acumen than others in the program, better houses, and a wider variety of household appliances, such as refrigerators and washing machines, compared to the Cohort 2 houses visited. Kinchaung and Kadonepaw also look more developed compared to the villages of Cohort 2, with better housing (mostly wooden houses), wider concrete roads, and schools and public buildings. However, the same cannot be said for the other families of Cohort 1, as the team could not visit them. Please see Figure 1 above for a graphical presentation of the income increase among the villages.

Other villages: The income increases for families from Hpanon and Hlaing are insignificant. During the interviews with these families, they expressed that their income is more or less the same as before, and they cannot save money due to high inflation. When answering the survey question, *"If you were asked by FXB to develop a new project to support the community, how would you design it? What kind of activities would you consider and why,"* 33% of Cohort 1 families (majority from Hpanon and Hlaing) said more support should be given to IGA activities as an indication of what they needed in the program.

Enterprise and financial literacy knowledge: Most families in Cohort 1 can generally recount a few topics of enterprise and financial training and have opened bank accounts.

Cohort 2

The families of Cohort 2 surveyed and interviewed raise pigs, cows, and goats, keep aquaponics, and sell rice and fish (with fishing net support from FXB) as their individual Income-generating activities.

Income: According to the beneficiary survey, Cohort 2 households increased their monthly average income by 57% from MMK 264,528 (before FXB intervention) to MMK 416,038 (after FXB intervention) as results of their individual IGAs. This trend is similar to, but slightly lower than, the findings from the FXB endline survey. The endline study indicated that the difference between household income before FXB assistance and after assistance is 61.29%; FXB target for income increased was 33% of targeted households that increased their household income by at least 20% due to the provided assistance. The beneficiary and endline surveys indicate that the household income has increased more than the target.

Aquaponics: We observed 6 out of 13 piloted families doing aquaponics (four in Ka Mar Oak, one in Wae Ka Li and one in Pauk Taw). Based on these interviews and observations, we learnt that aquaponics requires high equipment maintenance and electricity maintenance (although aquaponics can survive 24 hours without electricity) and guidance and support for maintaining it properly, which is hard to get within their community. In addition, the profits are low compared to other types of breeding, such as cows, pigs, or goats. Therefore, we concluded that it might not be sustainable unless the profit exceeds the family's ability to continue maintenance and the community's capacity to support with the required knowledge. If aquaponics were to be implemented in other programs, these learnings from the pilot should be considered.

Village Saving Loans Associations (VSLA): We learned that most beneficiaries appreciate VSLA, can explain the VSLA rules, and participate in the group savings and withdrawal of money as per the terms and conditions. Still, not all VSLA groups may be effective in villages such as Ta Khun Taing and Kawt Dun, where beneficiaries expressed that the groups are not well aligned and cooperative and do not restart the VSLA function after one year of saving.

Enterprise and financial literacy knowledge: Most families in Cohort 2 can generally recount a few enterprise and financial training topics.

Conclusion

We conclude that the individual Income-Generating Activities of the FXBVillage Program have enabled the targeted households to strengthen their economic situation. However, the degree of the income increase varies among the villages depending on the beneficiary's knowledge and socio-economic capacity.

In Cohort 1, economic activities are helpful but not very impactful for beneficiaries from two villages, Hpanon and Hlaing. This can be due to their knowledge, skills and political instability in their villages. The beneficiaries from the other two villages are faring better due to their business skills with individual IGAs and being in a more politically stable place. We rate the Economic Pillar for Cohort 1 as '**Moderately Effective**'.

For Cohort 2, all the beneficiaries have increased their income (average increased between 48%-95%) except for those in Kyauk Yae Twin (32%) through individual IGAs. Learning from the interview with the FXB Mon field team, a village administrator, and some beneficiaries, the high inflation rate may also downplay the income increase. Therefore, we rate the Economic Pillar for Cohort 2 as '**Moderately Effective**'.

6.2 Pillar 2: Food Security and Nutrition

Nutrition: Overall, both cohorts increased the number of meals per day and consumed a variety of food groups by the family after the FXB assistance. The differences between the cohorts are also not very significant. Food groups commonly mentioned by the beneficiaries are grains, vegetables, fruits, fish, meat, eggs, dairy products, and beans & nuts. This information corresponds to the results of FXB endline

surveys, where the results show an increase in the variety of food and the number of days the household consumes within a week.

Table 3 below describes the average number of meals eaten daily and the variety of food groups eaten.

Table 3: Nutritional improvement Status

	Both			Cohort 1			Cohort 2		
	Before	After	Evolution	Before	After	Evolution	Before	After	Evolution
No. of Meals Eaten	2.2	2.7	22%	2	2.7	35%	2.3	2.7	17%
No. of Food Groups	3	4	33%	2	3	50%	3	4	33%

We could not witness the general condition of the children's nutrition as the site visits were during school hours.

According to the document reviews, the Nutrition target for Cohort 1 was set at 85% of targeted households consuming 3 meals daily, and achieved 99%, exceeding the target. Endline results indicate the same result. It also indicates that the variety of food groups consumed has increased. As for Cohort 2, the target is 85% of targeted households with acceptable food consumption score (FCS), and achieved 100% by Year 2 Semester 2 (31 December 2022), exceeding the target. The endline survey also shows the variety of food groups has increased. Cohort 1 and Cohort 2 reports indicate similar progress in nutritional status as our beneficiary survey result.

Kitchen garden: We could not observe most of the kitchen gardens as the house yards tend to get flooded in the rainy season, and therefore, the families do not grow kitchen gardens in their house compound. Some beneficiaries do not have enough space to grow, so they keep their garden near the paddy field. Those who keep goats do not have gardens, as the goats eat the plants. Beneficiary interviews also described the same information.

Food Support: During the beneficiary interviews, 22% of Cohort 2 families said food support is the best activity, which enables them to save money on food expenses, whereas 7% of Cohort 1 families said the same. They expressed this as an economic benefit rather than a nutritional benefit.

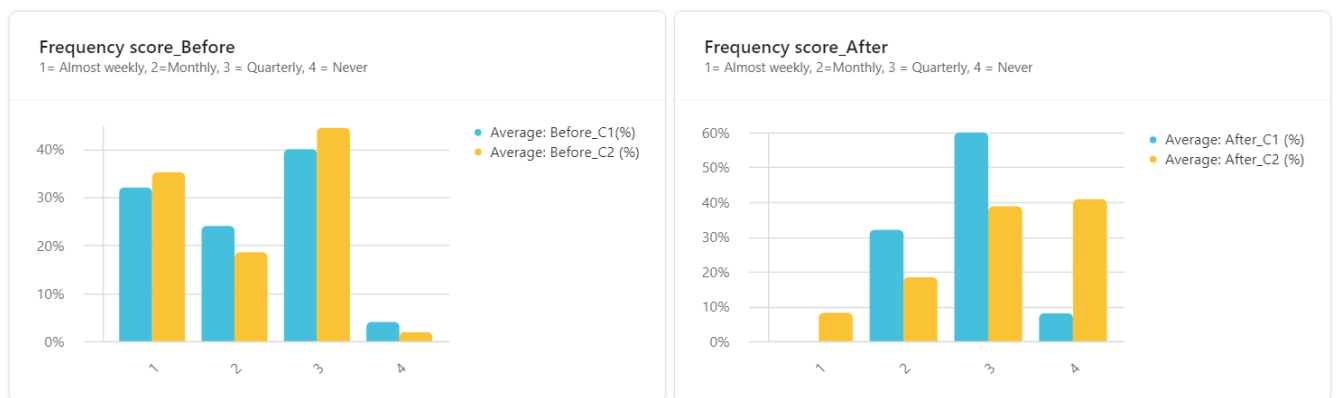
Conclusion

We rate this pillar '**Highly Effective**' for both Cohort 1 and 2 as most families have increased their nutrition through the increased number of meals and food groups.

6.3 Pillar 3: Health Care Access

Sickness Frequency: The beneficiary survey results indicated that FXB's intervention has reduced the frequency of sickness within a year. The beneficiaries' answers are scored: 1 = almost weekly, 2 = Monthly, 3 = Quarterly, and 4 = Never to calculate the frequency score. Average Sickness Frequency Score for both Cohort 1 and 2 are '2' before the FXB Program intervention, and '3' after the FXB Program intervention. i.e. families have increased their average scores by 50%.

Figure 2: Sickness Frequency Score Distribution



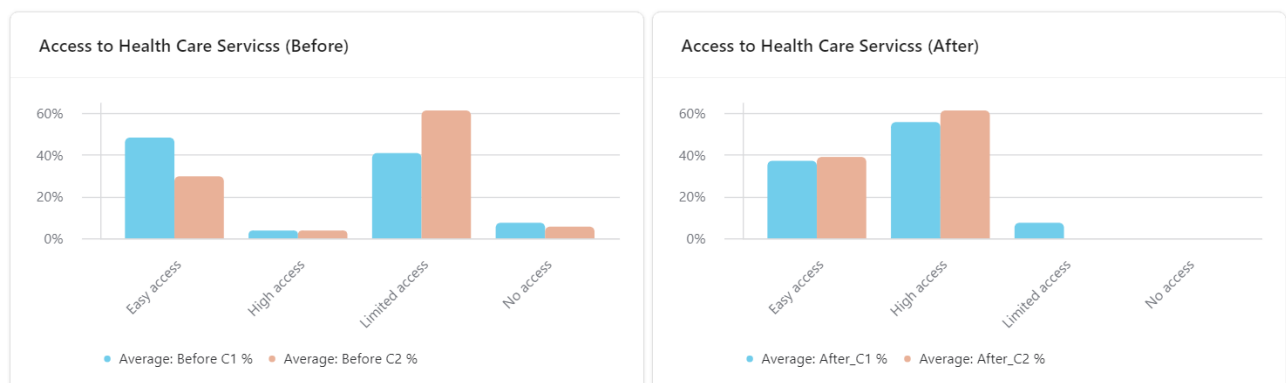
Click [here](#) to see the figures on Airtable

Figure 2 describes the breakdown of the scores, showing a reduction in the frequency of illness within the household in both Cohorts. Cohort 1 has eliminated getting sick 'almost weekly', and the highest scoring for frequency is "quarterly."

Cohort 2 has tripled 'Never' as they had recently received FXB health interventions.

Access to Health Care Services: Health care services are enhanced after the FXB intervention. Figure 3 below describes the increase in access to health care services by each cohort before and after FXB assistance.

Figure 3: Access to Health Care Services



In both Cohorts, 'No Access' status has been eliminated, and 'Easy Access' and 'High Access' are increased after FXB intervention, with Cohort 2 scoring slightly higher than Cohort 1.

In the beneficiary survey, when answering the question, *"If you were asked by FXB to develop a new project to support the community, how would you design it? What kind of activities would you consider and why?"* 25% of Cohort 2 families answered the new program should have a nurse in the village, and 13% of Cohort 2 families answered the new program should have a clinic in the village. This shows that the Cohort 2 beneficiaries must adapt to visiting public health care services when the program ends.

For Cohort 1, the target for Health Care Access was 85% of families to access healthcare services, which was achieved at 99%. The endline survey also indicates the same result. For Cohort 2, the target was a 50% increase in the Average Access Score of 2.2 and achieved a 64% increase in the Average Access Score of 3.6. The endline survey results show that “No Access” and “Poor” Access from the baseline result is eliminated, “Fair Access” has improved from 4% to 32%, and “Good Access” improved from 2% to 65%. These results show similarity in improving healthcare access as our beneficiary survey.

Conclusion

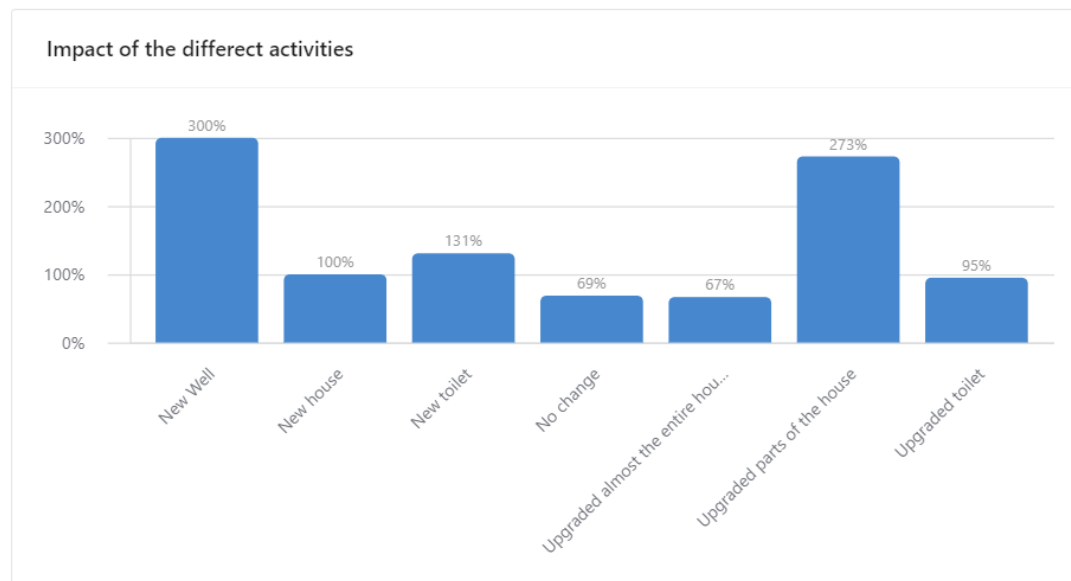
We rated the Health Pillar for Cohort 1 as **‘Highly Effective’** because the beneficiaries have maintained healthcare access and kept themselves healthy even after the program ended four years ago.

The beneficiaries for Cohort 2 scored better in the survey results for Healthcare access and Sickness Frequency. This could be due to recent interventions from FXB.. We rate Cohort 2 as **‘Highly Effective.’**

6.4 Pillar 4: Upgrade the living and hygiene conditions of participants

Home Facility: Of 77 beneficiaries who answered about home facility improvement due to FXB assistance, 66 say their house, toilet or water resources are improved, while 11 families with no change to the facility.

Figure 4 : Degree of facilities improved by the FXB interventions.



Before FXB Intervention	No. of HH	After FXB Intervention	No. HH
No house	2	New house	2
No well	1	New well	3
No toilet	26	New toilet	34
House in bad condition	33	Upgraded almost the entire house	22
Some parts of the house in bad condition	11	Upgraded parts of the house	30
Toilet in bad condition	20	Upgraded toilet	19
Sufficient	16	No change	11

Click [here](#) to see the figures on Airtable

Figure 4 illustrates the degree of home facility improvement due to the FXB intervention. For example, in this survey, 2 families without houses received new houses. The graph indicates 100% when the number of interventions by FXB matches the number of facility requirements. Therefore, the type of facilities exceeding 100% shows beneficiaries have received more than they need. For example, 131% for new toilets means FXB provided the toilets to those who didn't have one and to the families with a toilet in bad condition. Some families who answered "Sufficient" also upgraded some parts of the house; therefore, the "No change" percentage declined below 100%.

The beneficiaries' most articulated facility change is the toilet. Almost every family visited showed the us the toilet they received.

Cohort 1 targeted 90% of households to improve sanitation facilities and achieved 99%. The endline survey also indicates the same result. Cohort 2's target was 50% of targeted households using basic sanitation services that are not shared with other households, and 49% were achieved. The endline survey indicates a similar trend. It also shows the main construction materials of floor, roof, etc., were improved. We determined that these results resonate with the findings from the beneficiary survey.

Cohort 1

Based on direct observations, most toilets are still maintained and well-kept, with the necessary water and sanitation items inside. However, the families near the riverbank are at risk of floods and weather, and a few toilets were found damaged. In addition to this, WASH experts from our team found that toilets in Wae Ka Li and Kamar Oak lack vent pipes, which are essential for fresh air circulation in drainage systems, ensuring proper water flow and controlling odour and flies in Ventilated Improved Pit Latrines (VIP).

Cohort 2

WASH experts from our team have indicated that some toilets found at Puak Taw Village are not at the recommended distance—at least 30 meters from the water source—as per the WASH guidelines.²²

Hygiene Practice: Most beneficiaries expressed hygiene as proper hand washing. As we could not witness their hygiene practices in their daily lives, we captured what the beneficiary recounted as hygiene practices without prompting a lot about the topic. Most beneficiaries recounted that they learnt to wash their hands before eating or touching food, after using toilets, after touching anything, to keep their nails clean, to take regular baths and to use soaps. Those who said they did very few or did not do any of these before FXB intervention are categorised as having '**no minimal hand washing practices**', and those who said they adopted some of these practices but only learnt the proper way of washing hands or using soap are categorised as '**already adopted hand washing practices**' in the survey. The results of the responses show that all of the beneficiaries surveyed had improved their hygiene practices, as illustrated below.

²² [Minimum Standards in Water Supply, Sanitation and Hygiene Promotion](#)

Cohort 1

- 85.2 % of families with **no or minimal hand washing practice** have **adopted hand washing practice** after the program
- 14.8% of families who **already adopted hand washing practices** have **improved proper hand washing practice**

Cohort 2

- 88.9 % of families with **no or minimal hand washing practice** have **adopted hand washing practice** after the program
- 11.11% of families who have **already adopted hand-washing practices** have **improved proper hand-washing practices**.

The beneficiaries from Hpanone (Cohort 1), Kyauk Yae Twin (Cohort 2), and Kawt Dun (Cohort 2) said they had learnt how to pack trash in plastic bags and discard them into the river in the rainy season or burn them in other seasons. They also said FXB shared knowledge on not using plastic, but most people in the village use plastic bags to pack.

Conclusion

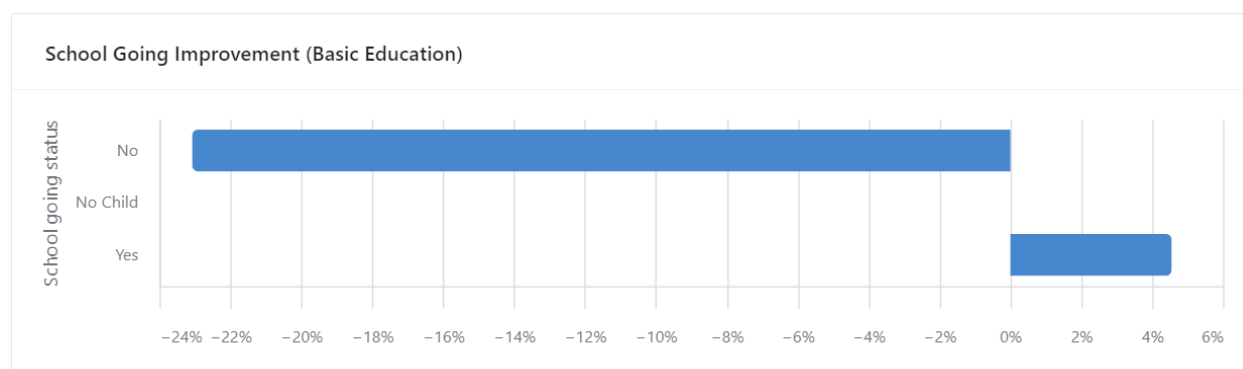
We rate Living and Hygiene conditions as 'Highly effective' for both cohorts, as most families have improved their living conditions and knowledge of hygiene. However, toilets should be installed according to the WASH guidelines for a long-term positive impact on the family and the community. Using plastic or discarding trash into the river could negatively affect the community in the long run if the training is only limited to the targeted beneficiaries.

6.5 Pillar 5: Enhancing access to education for children and youth and improving adults' knowledge and capacities

The beneficiary survey and interviews aimed to assess the primary education programs supported by FXB, which enable school-age children and young adults to go to school and the youths to attend vocational training.

Basic Education: FXB identifies school-aged children and young adults willing to attend school and collaborates with authorities to facilitate their education. In the first year, they provide full financial support for primary and secondary education. Families are asked to gradually contribute to school costs in subsequent years, covering 25% in the second year and 50% in the third year.

Figure 5: School Going Improvement



Graph explanation

(Based on 79 surveyed families who have school-age children)

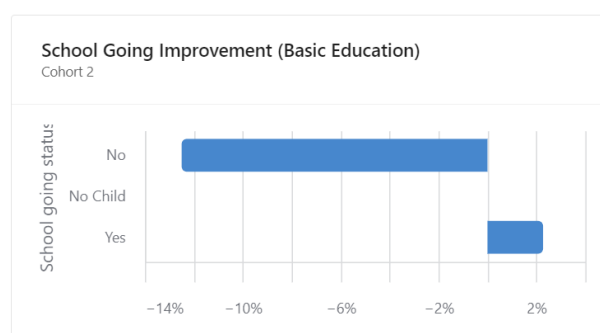
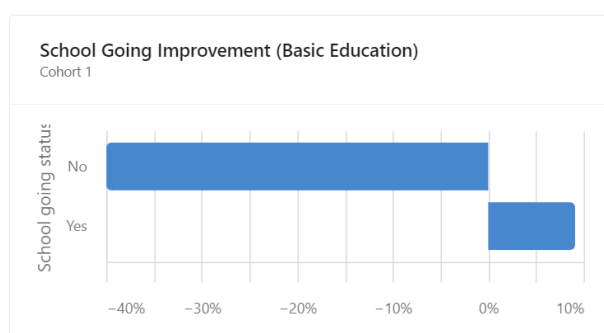
The % of families who answered “No” to the question ‘Are your children going to school?’ has dropped by 23%, and the % of families who answered “Yes” to this question increased by 5% due to FXB intervention

Answer by both cohorts	Before	After	Evolution
No	13	10	-23%
Yes	66	69	5%

Please click [here](#) to see the figures on Airtable

School Going Improvement: The FXBVillage Program enrolled students (who were willing to go to school) in school and provided school fees and uniforms to all families with school-going children. According to the FXB dashboard summary, the number of school-aged children and young adults enrolled in school increased from 141 to 167 (18% increase) in Cohort 1. As for Cohort 2, the number of children and young adults enrolled in school increased from 233 to 237 (2% increase) by December 2023 and dropped to 223 (5% decrease) by June 2024 in Cohort 2.

According to the survey, 66 out of 79 families in the program had children attending school before FXB assistance. After the FXB assistance, the number of families with children attending school increased by 5%.



Graph explanation

The % of families who answered the question ‘Are your children going to school?’ before and after FXB intervention

Answer by Cohort 1	Before	After	Evolution
No	5	3	-40%
Yes	22	24	9%

Answer by Cohort 2	Before	After	Evolution
No	8	7	-13%
Yes	44	45	2%

Figure 5 above, results from the beneficiary survey illustrate the improvement in the school-going rate after the beneficiaries received the FXB assistance. In Cohort 1, 9% of the families increased their enrollment after the FXB support. According to the World Bank's Myanmar Subnational Phone Surveys 2023 (MSPS 2023), 21% of 6–17-year-old children in the country were out of school in 2017 due to various socio-economic hardships. Within this context, the program managed to increase enrollment.²³

The World Bank's MSPS survey also shows that in 2023, approximately 28% of the country's 6–17-year-old children were out of school. Despite the significant increase in out-of-school children, 2% of Cohort 2's families increased their enrollment, as shown in the figure above. However, this data differs from the FXB data, possibly due to the selected beneficiaries who came to the survey.

According to the interview with the Mon field team and direct observations of the locations of schools during the visit, the schools are usually located within a 1 to 2-hour drive from the village. The beneficiaries also said they need to pay monthly fees (minimum MMK 5000) for the transport, or someone from the family need to drive the children to school. Other costs, such as home tuition fees, burden the family. Added to this are prolonged school closures during COVID-19 and the military coup and CDM movements, where most of the children reaching middle school lost interest in going to school.

Vocational Training Program: The FXB has implemented vocational training programs to provide the youths from the targeted families with alternative education and employment opportunities through FXB Mobile Vocational Training units or in partnership with local vocational entities. The vocational training mainly includes sewing, hospitality, and other technical classes.

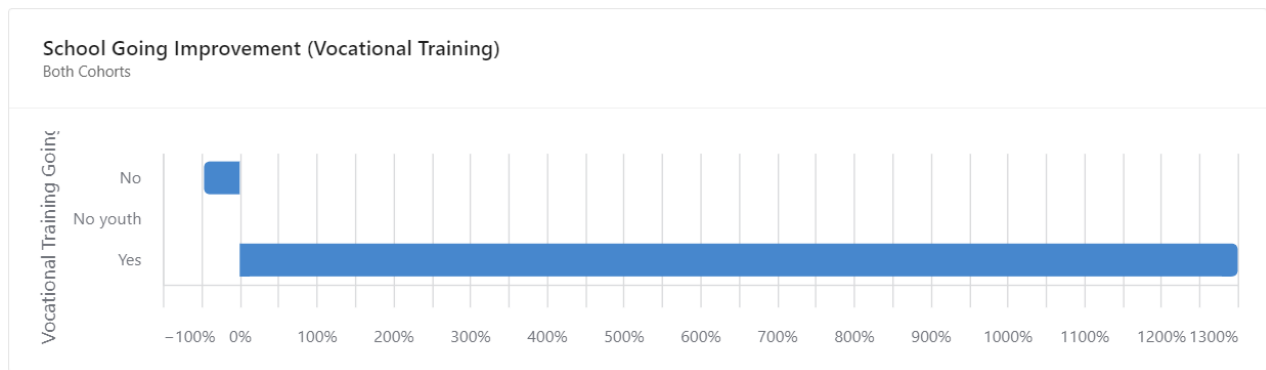
From the interviews with beneficiaries, we learned that most youths face political and security pressures and have migrated to Thailand or work as unskilled labour to support their families. Following the military coup in February 2021, the country experienced widespread violence and repression, making many youths migrate to avoid persecution and conscription. The enforcement of a mandatory conscription law in 2024 further exacerbated this trend.²⁴

In the survey results, 52 families out of 81 (64%) answered that they have no youths. Document reviews indicate that 79% of beneficiaries in Cohort 2 are non-youth (whose ages are not between 15 and 24). This information resonates with the beneficiary survey findings.

²³ [State-of-Education-in-Myanmar - World Bank](#)

²⁴ [An escape from compulsory military service after junta enforces new law - ABC News](#)

Figure 6: Vocational School Going Improvement

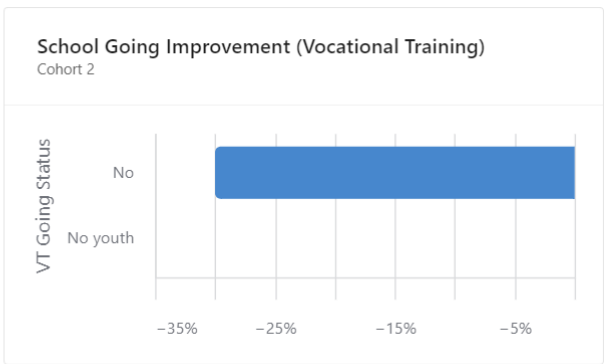
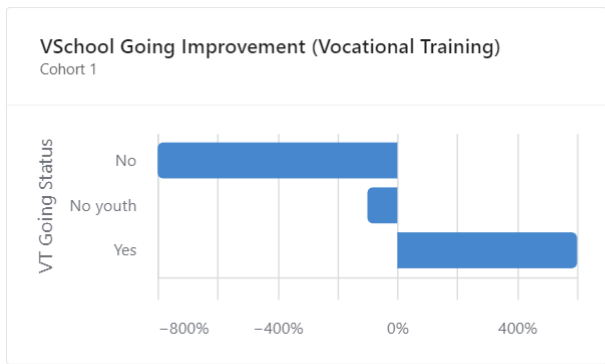


Graph explanation

(Based on 29 surveyed families who have youth)

The % of families who answered “No” to the question “Were youths in your household able to attend vocational training?” has dropped by 46%, and the % of families who answered “Yes” to this question increased by 1300 % after FXB intervention

Answer by both cohorts	Before	After	Evolution
No	28	15	-46%
Yes	1	14	1300%



Graph explanation

The % of families who answered the question “Were youths in your household able to attend vocational training??” before and after FXB intervention

Answer by Cohort 1	Before	After	Evolution
No	8	1	-800%
Yes	1	8	600%

Answer by Cohort 2	Before	After	Evolution
No	20	14	-30%
Yes	0	6	Infinity

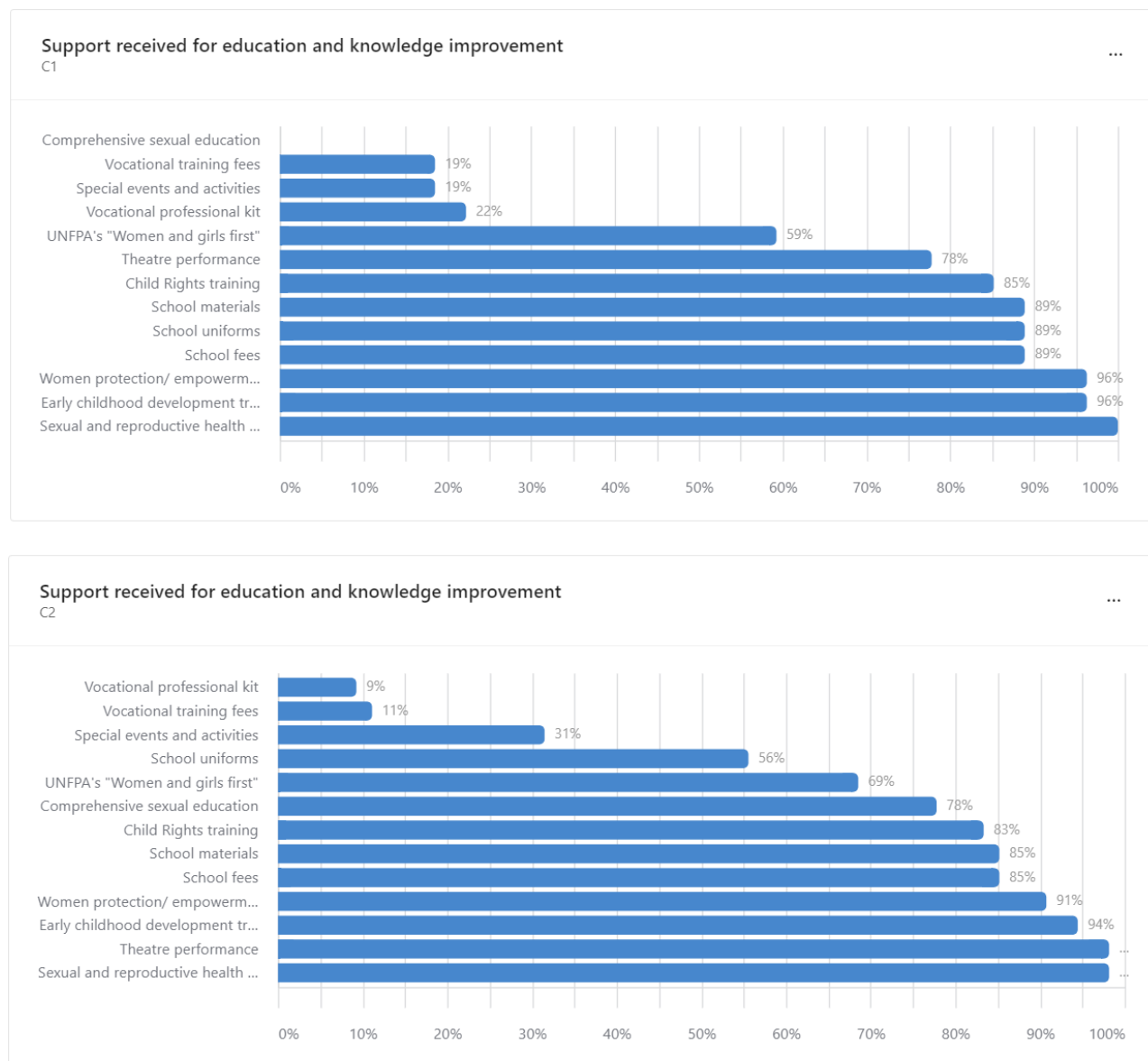
Figure 6 illustrates the survey result indicating that the vocational school-going rate improved after the beneficiaries received the FXB assistance. The survey shows 1300% increase in the number of families who had youths attending vocational training due to FXB assistance. Cohort 1 has increased by 600%

and Cohort 2 by Infinity%. In terms of the number of families, this is an increase from 1 family to 14 families combined for both cohorts, from 1 to 8 families in Cohort 1, and from 0 to 6 families in Cohort 2. Out of 14 families, 8 families answered the youth in the family had obtained a job after completing the training.

According to M&E documents, FXB was able to enroll 20 youths from direct beneficiaries in vocational training programs, along with 130 indirect beneficiaries, mainly on Mobile Sewing Vocational Training, Mobile Hospitality Training, and other technical classes such as beauty and hairdressing, motorcycle repair and phone repair. During the interview, the FXB Mon field team explained that most vocational trainings are in cities or towns, and youths from targeted households are provided with transportation fees to attend.

Other complementary training: The FXB provided complementary awareness sessions on Sexual and Reproductive Health and Rights (SRHR), Gender-Based Violence (GBV), Mental Health Psychosocial Support (MHPSS), Child Rights, and Women Protection and Empowerment training depending on the needs and demands of direct and indirect beneficiaries, especially women, girls, and young people. The beneficiary survey asked the beneficiaries to choose the support activities they have received for education and knowledge improvement.

Figure 7: Support received for education and knowledge improvement.



In Figure 7, almost all of the beneficiaries of Cohort 1 said they had received knowledge on women's protection, early childhood development, and sexual and reproductive health. The least number of beneficiaries received support on vocational training fees, vocational training kits, and special event activities. More than 50% to 80% of the beneficiaries have received knowledge on women's protection and empowerment, child rights training, and early childhood development training.

For Cohort 2, all beneficiaries said they had received comprehensive sexual education knowledge. Only 9% and 11% of beneficiaries said they received support for vocational training kits and fees, respectively. Between 91% and 98 % of beneficiaries have received knowledge on women's protection, early childhood development, theatre performance, and sexual and reproductive health care.

According to the beneficiary interviews, 15% of the respondents answered that theatre performances were their favourite educational activity. They have learnt about Gender-based violence due to family debt issues, and the whole village can participate in this activity. These beneficiaries are from Cohort 1 and 2, including direct and indirect beneficiaries. One beneficiary also said more training on Gender-Based Violence should be provided for a wider community if the FXB were to implement a new project.

These complementary trainings are also provided to the community. According to the document reviews, the total number of non-beneficiary participants under the Education pillar is 11510; the majority participated in Image Theater Performances and other activities contributed to the authorities.

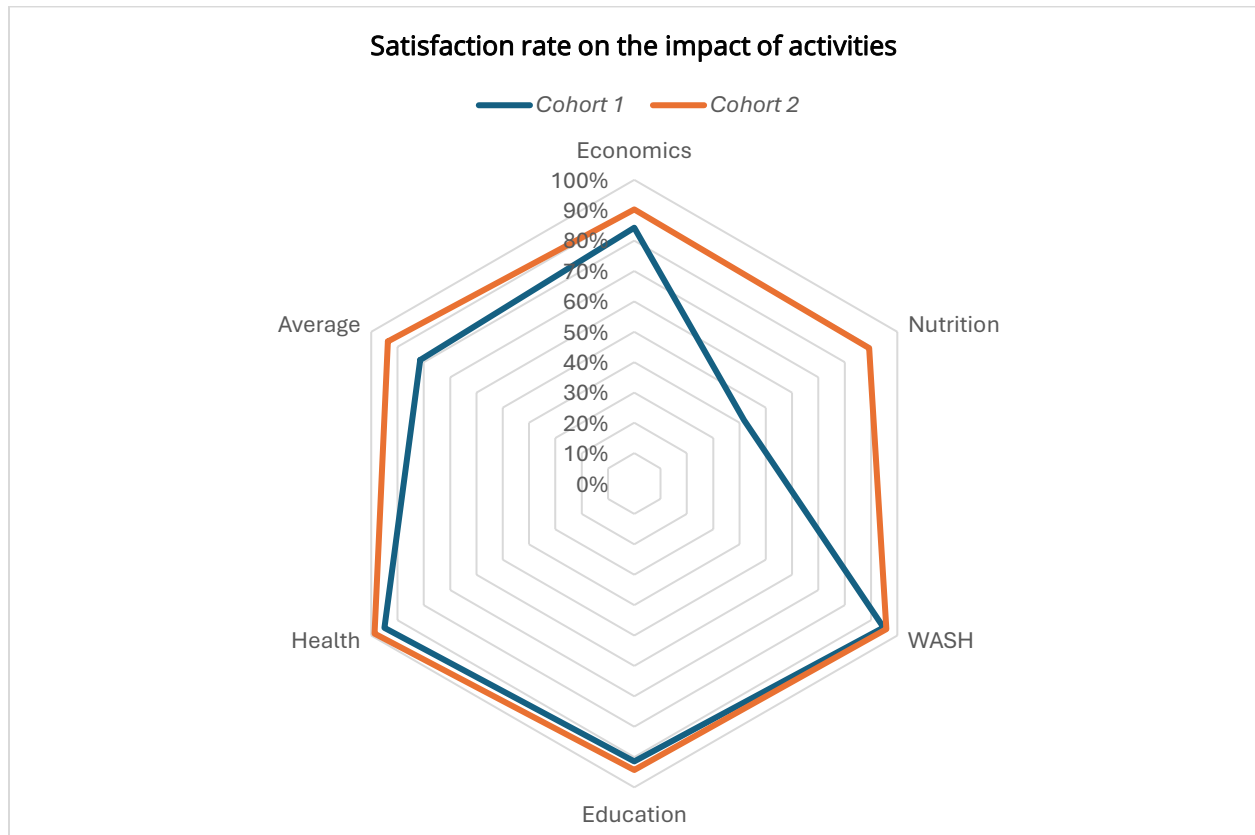
Conclusion

We conclude that the Education Pillar for Cohorts 1 and 2 is **“Highly Effective”** as the program managed to increase student enrollment despite the high national school drop-out rate, the high number of youths participating in vocational training, and the high community participation in various community empowerment programs.

6.6 Beneficiary Satisfaction

We asked the beneficiaries how helpful each activity was in achieving the impact. Figure 8 below shows the beneficiaries' satisfaction level based on each pillar's impact.

Figure 8: Satisfaction rate on the impact of activities



Cohort 1

As Figure 8 above indicates, the beneficiaries perceived that the most impactful pillars are 'Health and 'Living and Hygiene/WASH (95%)', followed by Education (91%) . They think the kitchen garden has the least impact on Nutrition, thus making it the least impact among all pillars (41%). Beneficiaries think that Group IGA and Opening Bank Account are not suitable, thus bringing the satisfaction rate to 84%.

Cohort 2

The beneficiaries perceived that the most impactful pillars are 'Health' (99%), and 'Living and Hygiene/WASH (96%)', followed by Education (94%) and Economics (90%). As with Cohort 1 beneficiaries, they think the kitchen garden has the least impact on Nutrition, thus making it the least impactful (89%).

7. Efficiency

This section assesses how the project resources were used to achieve the FXBVillage Program results.

7.1 Operation

Cohort 1

We learnt that the project is well-coordinated among the FXB International, FXB Myanmar, and the FXB Mon field team. The Country Director of the FXB China trained the Country Director of the FXB Myanmar at the start of Cohort 1, and she was responsible for the M&E of Cohort 1. Likewise, the Unit Coordinator who oversaw the ground activities of both cohorts received training from FXB China. Field implementation was mainly carried out by three staff members: a Nurse Counselor, a Junior social worker, and a Senior social worker. Regular communications and coordination were between the headquarters and the field team, as the country director visited the villages regularly.

In project Year 3, Cohort 1 experienced the outbreak of COVID-19, which led to government restrictions on travel and business closures. Document reviews show that the project was executed according to the planned timeline—from 1 September 2017 to 31 August 2020—despite the COVID-19 challenges. The program activities were able to roll out with additional COVID-19 support activities. Beneficiaries expressed that they have received all the planned support from FXB.

Cohort 2

In Cohort 2, more technical expertise and coordination on the ground were provided through one Unit Coordinator, one M&E and reporting officer, one Nurse counsellor, one Livelihood officer, and two Social workers, which allowed the team to handle changes or movement within the human resources.

The FXB International, FXB Myanmar HQ, and FXB Mon field teams are well coordinated. The field team also had a strong rapport with the beneficiaries, the community, and relevant stakeholders, which is essential during political and security instability.

The military coup on 1 February 2021 coincided with the planned period of Cohort 2, which is 1 January 2021 to 31 December 2023. Following the day of the military coup, the military enforced nationwide internet shutdowns to suppress anti-coup protests and control the flow of information, and frequent internet shutdowns occurred in the first three months after the coup. However, the field team maintained communication via phone daily with FXB Myanmar headquarter. The Myanmar team also managed to keep data collection and reporting with FXB International. Given the political and security instability, the activities could not be implemented until the second half of Year 1. To compensate for this delay, a no-cost extension was granted from 1 January 2024 to 30 June 2024.

We acknowledge that any projects that required on-ground activities and coordination from the local authorities and community from February to December 2021 would be challenging to implement, and it was a necessary delay for FXB to keep all stakeholders on-ground safe. The FXB Myanmar team re-engaged and reintroduced the project to the newly appointed, dubious local authorities and rolled out

the activities amidst the social turmoil until the project ended in June 2024. The beneficiaries' surveys and interviews confirmed that they have received the activities and support from the FXB.

We concluded that, regarding the project timeline, both Cohort 1 and Cohort 2 were '**Highly Efficient**' given the global pandemic challenges and political complications, the FXB International, FXB Myanmar HQ, and FXB Mon field teams are well coordinated and rolled out the activities with some adjustments.

7.2 Budget

Cohort 1

The budget for Cohort 1 was USD 296,344 for 2017-2020. The utilisation rate was 100%. The budget was allocated 74% for project activities, 13% for coordination, and 13% for overhead costs. The FXB toolkit and planning guide²⁵ suggests allocating 72% for project activities, 9% for the first-time start-up cost, 9% for general supervision and coordination, and 10% for overhead costs. Therefore, Cohort 1 allocated 2% more for the project activities than the toolkit suggested.

The table 4 below shows a breakdown of the budget spent, cost per beneficiary, and the number of direct and indirect beneficiaries for each objective pillar based on the reports.

Table 4: Cost per beneficiary by each pillar – Cohort 1

Objective Pillars	Budget (US\$)	# of DB	# of IB	Total	Per Bene (US\$)	Spent by DB	Spent by IB
Economics	13,864	1,641	280	1,921	7.22	85%	15%
Nutrition	21,995	1,236	92	1,328	16.56	93%	7%
Health	28,368	2,221	186	2,407	11.79	92%	8%
W.A.S.H & Housing	22,853	1,513	153	1,666	13.72	91%	9%
Education - School,VT	48,838	202	-	202	241.77	100%	0%
Education - Complementary	1,823	2,021	12,206	14,227	0.13	14%	86%
Total	137,741	8,834	12,917	21,751			

Note (1) DB = Direct Beneficiary, IB = Indirect Beneficiary

(2) The number of direct beneficiaries is counted for all the direct beneficiaries who attended various training sessions as well as received support. The number of indirect beneficiaries is counted for all those who attended various training/awareness sessions and community events.

The table shows that the budget for each pillar is mainly spent on direct beneficiaries, especially the School and Vocational training, followed by Nutrition. The Complementary Training budget is spent six times more on indirect than direct beneficiaries as intended to build community capacity. 66% of indirect beneficiaries in Education are from Theater performances, and 23% are from special events related to COVID-19 information sessions.

²⁵ [FXB Toolkit and Planning Guide, 73](#)

Cohort 2

The budget for Cohort 2 was USD 712,697 from 2021 to 2024. By the project's end in June 2024, the utilisation rate was 99%.

The budget was allocated 80% for project activities, 7% for coordination, and 12% for overhead costs. Cohort 2 allocated 2% more to the project activities than suggested in the toolkit.

The Table 5 below shows a breakdown of the budget spent, cost per beneficiary, and the number of direct and indirect beneficiaries for each pillar based on the reports.

Table 5: Cost per beneficiary by each pillar – Cohort 2

Objective Pillars	Budget (US\$)	# of DB	# of IB	Total	Per Bene (US\$)	Spent by DB	Spent by IB
Economics	52,014	5,269	10	5,279	9.85	100%	0%
Nutrition	32,953	2,807	10	2,817	11.70	100%	0%
Health	40,739	7,719	303	8,022	5.08	96%	4%
W.A.S.H & Housing	72,282	3,140	109	3,249	22.25	97%	3%
Education - School,VT	91,361	243	130	373	244.94	65%	35%
Education - Complementary	23,453	4,013	11,380	15,393	1.52	26%	74%
Total	312,802	19,178	562				

Note (1) DB = Direct Beneficiary, IB = Indirect Beneficiary

(2) The number of direct beneficiaries is counted for all the direct beneficiaries who attended various training/awareness sessions and received support. The number of indirect beneficiaries is counted for all those who attended various training/awareness sessions and community events.

The budget is mainly spent on direct beneficiaries, especially in Economics and Nutrition. The budget for the Vocational Training is shared with indirect beneficiaries. There is more community participation in complementary training – mainly in the Theater performance (55%), and special events in collaboration with authorities on various health information and school talks (34%)

One of FXB's ambitions under the education pillar is to empower the community with information and knowledge to have a sustainable impact on participants. The high utilisation of the complementary training budget by the indirect participants shows that the FXB was able to involve the community in these activities.

It can be said that the budget is used efficiently for all pillars delivering the intended outputs.

7.3 Monitoring and Evaluation

We received all necessary reports for Cohort 1. For Cohort 2, as the project had ended when the evaluation occurred, we did not receive the logical framework report from 1 January 2024 to 31 June 2024. However, we received the project data summary as of June 2024 and the draft endline survey results.

FXBVillage Mon Program has SMART objectives for establishing outcomes, outputs, and activities for each pillar. For both cohorts, the data is collected based on the indicators set in the logical framework, aligned with the World Bank and UN poverty indicators, which capture the multiple dimensions of economic, health, education, environment, and living standards.

The period for Cohort 2 experienced many difficult situations, such as a nationwide communication network shutdown in the initial months of the coup, the third wave of COVID-19 in Myanmar, and security challenges among the armed conflicts; on-ground monitoring and data collection were delayed for the initial a few months but resumed once the activities were able to roll out, and maintained regular reporting. For the villages where travel is restricted due to the presence of armed organisations, the FXB Mon team avoid the risk of gathering a crowd when distributing the support items by inviting the beneficiaries to a safe location outside of their village and for monitoring purposes. a team member visited the village as if he or she were to see a relative.

Overall, the monitoring and evaluation modality is highly quality and implemented efficiently. However, a dashboard with clear visibility of the direct and indirect beneficiaries who participated under each pillar is needed to show the significant quantity of community participation, especially in the Education pillar.

7.4 Risk Management

World Bank has listed Myanmar as a country affected by violent conflict, identified based on a threshold number of conflict-related deaths relative to the population²⁶. FXB Myanmar developed a risk matrix with a mitigation plan for all projects implemented in Myanmar, which is reviewed every six months. FXB Myanmar has also established a contingency or emergency response plan with related projects.

However, FXB International is still developing a policy and SOP for operating in a conflict-affected country. Such policies and SOPs are essential for ensuring the safety and effectiveness of humanitarian aid delivery, promoting compliance with local laws and regulations, enhancing flexibility, mitigating human rights violations and ensuring consistency of risk management practices. We conclude that risk management efficiency is **'Moderately Efficient.'**

8. Sustainability and Other Cross-Cutting Issues

The project aims to provide long-term benefits to its beneficiaries by enhancing their business and financial skills and knowledge of health and nutrition to extend the positive impacts even after the project has ended. We assessed the sustainability of each pillar for both cohorts as below.

Cohort 1

²⁶ [List of Fragile and Conflict-affected Situations - World Bank](#)

Economic: We found that individual IGAs such as livestock breeding and rice-selling have been sustained well even after three years since the project ended, but the level of income generation varies depending on the family's skills and socio-economic capacity.

Nutrition: Food support has run out, but it has helped most families save on food expenses, from which they could contribute these savings in business. The kitchen garden is not sustainable for various reasons. Those who keep goats cannot keep the kitchen garden as the goats eat the plants, and some families cannot keep the garden because of the rain or small space.

Health: Many beneficiaries can explain the use of bed nets and how to cover the water to prevent it from mosquito-borne diseases such as malaria and dengue. Many have answered less sickness frequency and high access to health services. The health pillar is well sustained.

Living and Hygiene: Beneficiaries have improved living conditions through the facility upgrade from FXB. Many of these facilities are well maintained, and some families in Kingchaung and Kadonepaw even improved the facility with their own contributions as their income increased. The beneficiaries mostly know WASH knowledge as a handwashing practice, and they can explain it in very simple terms. The home facility will continue to be sustained if no natural disaster or armed conflicts arise in the region. However, some challenges appeared in finding a good space for the septic tanks, and on one occasion, the toilet was only 12 meters away from a water source instead of the standard 15 meters. Unless there will be major flooding events, this would not impact the drinking water source

Education: Women empowerment and Gender-Based Violence knowledge attained through theatre performance is the most memorable for all the participants. One beneficiary even said it was a life-changing learning moment for her. As for schooling and vocational training, these are very much dependent on the country and state's complex political and socio-economic situation, which greatly impacts individuals; thus, it is hard to sustain school enrollments in the future.

Cohort 2

Economic: We found that livestock breeding as individual IGAs can be sustained well, but the level of income generation will vary depending on the family's skills and socio-economic capacity. Those doing aquaponics need further knowledge and maintenance support to be sustainable beyond the pilot phase. VSLA may not be sustainable in high-security risk areas or with groups that lack collaboration or trust.

Nutrition: Food support has helped most families save on food expenses, which they could use to invest in business. The kitchen garden is not sustainable for the same reason as in Cohort 1.

Health: Cohort 2 beneficiaries also reported less sickness frequency and high access to health services. However, they need to adjust themselves to getting basic healthcare services when the program ends as they have mostly relied on the FXB nurse. **Living and Hygiene:** The home facility can be well sustained for the same reasons as families in Cohort 1 if no physical conflicts arise from armed groups. Some challenges were observed in regard to smell, and we assumed that this was linked to insufficient ventilation or that toilets might fill up much faster than anticipated.

Education: Knowledge about women's empowerment and Gender-Based Violence attained through theatre performances will benefit beneficiaries, especially women, in the long run, as most beneficiaries recounted the experience positively. However, due to the complex political and socio-economic situation, keeping enrollment in schools or vocational training may be hard.

Summing up, the degree of sustainability of the impacts for each cohort differs from one pillar to another. Giving the complexity of political and conflict situations, we conclude both cohorts to be 'moderately sustained' in the long run.

Cross-cutting issues: Many beneficiaries expressed that they had not experienced or been informed of discrimination when participating in the program activities. Some beneficiaries expressed that women were empowered to participate in the program and take charge of the activities. The beneficiary selection process was methodological, and a few families initially complained about not being part of the program. However, the FXB Mon team transparently communicated to the whole village about the selection; those who were not selected were satisfied and accepted the team and the program in their community.

9. Lesson-Learned

Based on the interview with the FXB team, beneficiaries and the observation, the evaluation mission has identified lessons to guide future decisions about the program's design, implementation, and management.

- Some aspects of the program methodology should be localised instead of following the global format. For example, instead of asking the beneficiaries to propose the IGA they prefer, they should be asked to choose from possible IGAs based on the local market; otherwise, the range of proposed IGAs becomes too broad and may not be practical for the local market.
- WASH guidelines should be applied (within practicality) when installing water sources or toilets. Knowledge of WASH and waste management should also be provided to the whole community as part of community empowerment and to have a positive impact in the long run.
- The ground team must be strong in diplomacy and stakeholder engagement and sensitive to the community's culture. It must also be well-updated with local political and security news to keep the team and activities safe.
- Vehicles provided to the ground team are very useful, enabling the team to operate efficiently and agile in constantly changing or intensifying situations.
- As some beneficiaries and non-beneficiaries stated during the interview, the project area needs to be politically stable to implement the activities effectively.
- Beneficiaries suggested the need for waste management training for the whole community.

10. Conclusion

In summary program was of well-implemented with substantial positive impacts in some areas.

Area	Component	Cohort 1	Cohort 2	Explanation
Relevance	Region	High	High	Mon State is highly relevant to the Program due to its better infrastructure, stable local government, and substantial rural population with poor socio-economic conditions compared to other developing states. The state meets the necessary criteria for the FXB feasibility study.
	Beneficiary	High	High	The beneficiaries from both cohorts are relevant to the program, although the selection process of Cohort 2 results in more relevant beneficiaries
	Project goal	High	High	The project goal of building community and beneficiary resilience was relevant, but the political instability challenges made it irrelevant to the country for future programs.
	Project objective	High	High	Beneficiaries from both cohorts found all five objectives very relevant, with the holistic approach to poverty reduction enhancing their resilience. However, the nutrition program was seen as less relevant due to challenges with home garden activities, and vocational training faced issues due to a lack of youth among primary beneficiaries.
	Project activities	Moderate	Moderate	Most activities in Cohort 1 are relevant except for Group Income-Generating Activities and bank account opening activities. For Cohort 2, aquaponics(pilot) and Village Savings Loan Associations (VSLA) in high-risk villages are irrelevant.
Effectiveness	Economic	Moderate	Moderate	In Cohort 1, economic activities were moderately effective, with varying impacts due to beneficiaries' skills and political instability in some villages. For Cohort 2, income increased for most beneficiaries, but high inflation and lower increases in one village led to a similar moderately effective rating.
	Nutrition	High	High	Cohort 1 and 2 families have increased their nutrition through the increased number of meals and food groups.
	Health Care Access	High	High	'Highly effective' for both Cohorts 1 because healthcare access and general health condition improved 'Moderately effective' for Cohort 2 as the beneficiaries rely on the FXB nurse.
	Living and Hygiene/ WASH	High	High	Living and Hygiene conditions are rated as "Highly Effective" for both cohorts, with most families improving their living conditions and hygiene

				knowledge. However, proper installation of toilets according to WASH guidelines and broader community training on waste management are needed to ensure long-term positive impacts
	Education	High	High	Both Cohorts are rated as “Highly Effective” due to increased student enrollment, high youth participation in vocational training, and strong community involvement.
Efficiency	Operation	High	High	Both cohorts are ‘highly efficient’ given the global pandemic challenges and political complications, The FXB teams are well coordinated and rolled out the activities with some adjustments.
	Budget	High	High	It can be said that the budget is used efficiently for all pillars delivering the intended outputs.
	Monitoring and Evaluation	High	High	The monitoring and evaluation modality is high quality and implemented efficiently. However, a dashboard with clear visibility of the direct and indirect beneficiaries who participated under each pillar is needed to show the significant quantity of community participation, especially in the Education pillar
	Risk Management	Moderate	Moderate	FXB Myanmar has developed a risk matrix and mitigation plan for all projects, reviewed every six months, and established a contingency or emergency response plan. FXB International is still developing a policy and SOP for operating in conflict-affected countries, which are crucial for safe and effective humanitarian aid delivery. Overall, risk management efficiency is rated as ‘Moderately Efficient.
Sustainability	For all pillars	Moderate	Moderate	the degree of sustainability of the impacts for each cohort differs from one pillar to another. Given the complexity of political and conflict situations, we conclude both cohorts to be ‘moderately sustained’ in the long run.

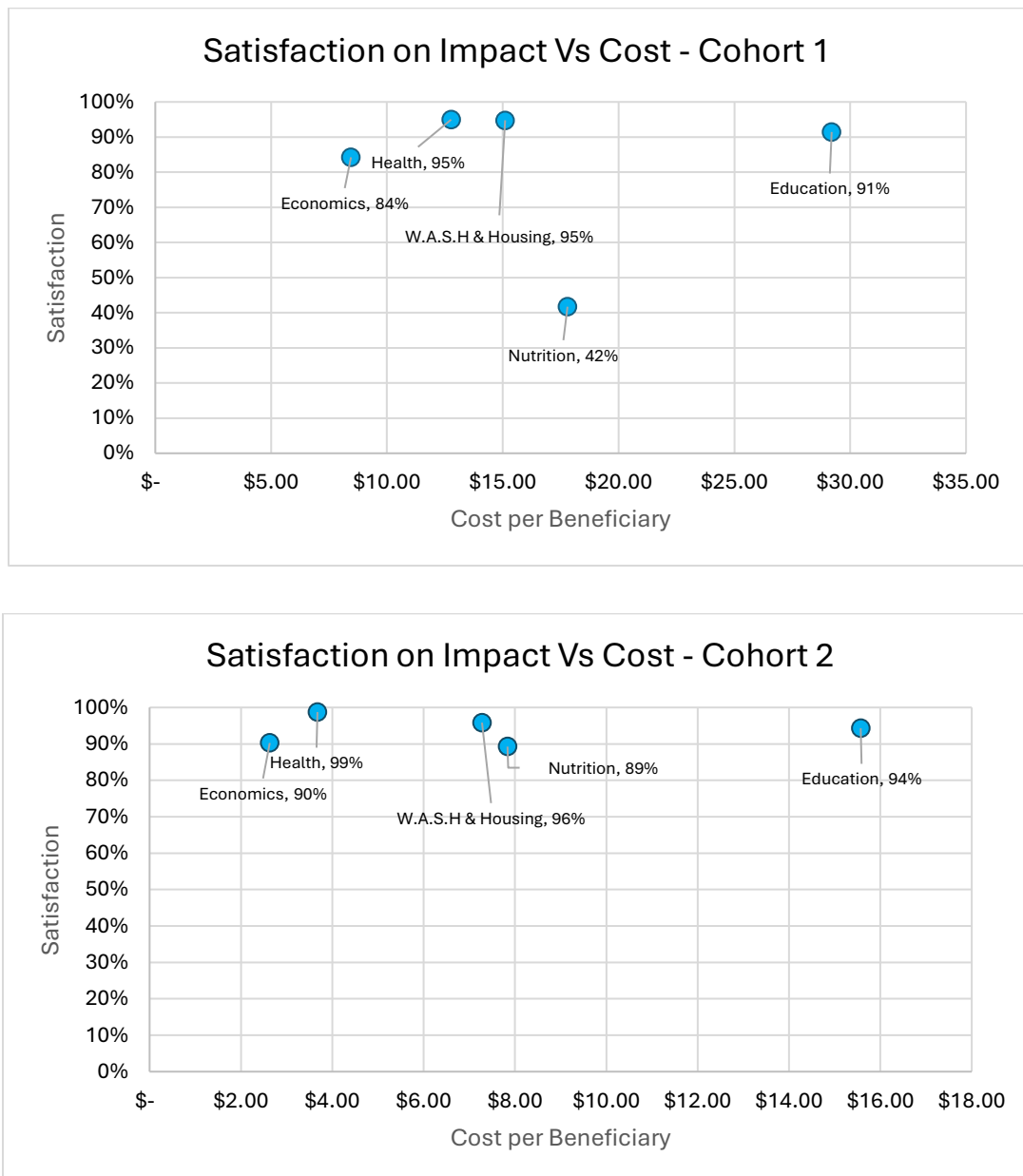
11. Recommendations

We recommend the following for future program design, implementation, and management.

- The budget should prioritise activities whose impact the beneficiaries are satisfied with and which are cost-effective; this is especially true with projects operating in conflict-affected areas, such as the FXBVillage Mon Program. The figure below shows how the activities are placed in the

dimensions of beneficiaries' satisfaction with the impact of each activity versus the cost per beneficiary.

Figure 8: Beneficiary Satisfaction on Impact Vs Cost Per Beneficiary



According to Figure 8, activities in the upper left quadrant should be prioritised as the beneficiaries are highly satisfied with their impact and are also lower in cost. For the FXBVillage Mon Program, these activities would be Economics and Health, followed by Living and Hygiene/ WASH for both cohorts. For example, the program can reduce the school and vocational training budget when there aren't enough youths to attend and allocate more for IGAs to compensate for

the high inflation rate, enabling its effectiveness from 'moderate' to 'high'. For Nutrition, the program should focus more on the food support program and less on the kitchen garden, as it helps the beneficiaries save money and increase their nutrition status.

- A global policy and an SOP for operating in a conflict-affected country should be developed to ensure effective and efficient delivery of humanitarian assistance and compliance with international humanitarian law, human rights standards, and organisational regulations. This helps to promote accountability, transparency, consistency, and credibility, which is essential for maintaining trust with stakeholders, including donors, governments, and local communities.
- The beneficiary selection methodology of Cohort 2 should be applied to future programs, as it results in selecting beneficiaries who are more relevant to the program.
- Most of the beneficiaries we met are low in literacy. To help them remember the training content, we recommend that the families be provided with posters displaying training content or pictures so that the beneficiaries can post them at their houses.
- The program should consider the potential impacts of weather and natural disasters (e.g., toilets that can be washed away at the riverbank, kitchen gardens impacted by floods, or solar energy that cannot give enough power to the battery during the long cloudy period of the rainy season).
- To sustain existing pilot aquaponics or to expand, the program should consider strengthening the knowledge of running aquaponics and connecting the beneficiaries with support systems such as maintenance shops for batteries, etc., and help produce a higher quantity of fish to yield profits comparable to other IGAs. The current number of fish only yields MMK 30,000 per six to seven months. If aquaponics were to be introduced in other projects or countries, consider places where the electricity and community support systems are available and where the return on profits would be high compared with other types of IGAs.
- The program should consult with WASH and waste management experts for proper installation of WASH facilities and waste disposal, which can negatively impact the whole community in the long run if it is not done correctly or if the knowledge is only given to the target beneficiaries.

Annex 1 – Evaluation Matrix

Relevance

No	Evaluation Questions	Indicator	Source	Data Collection
1	To what extent does the project correspond to the overall objectives of FXBVillage and the donor's expectations?	Evidence of alignment between FXBVillage Program objective, donor's expectation and the project interventions.	FXB Website Project Proposal Logframe	Content analysis Interview with the FXB team Beneficiary Interviews and Survey
2	Does the program strategy respond to the needs of the beneficiary and community?	Evidence of target beneficiaries selected based on defined criteria. Evidence of program strategy and activities fulfilling the needs of the beneficiary.	Baseline and Endline results Discussion with the FXB team Field Visit	
3	Do the project interventions, including the following, respond to the needs of the beneficiaries? <ul style="list-style-type: none"> The Village Saving and Loans Association (VSLA) Financial Literacy training, Enterprise Selection, Planning and Management (SPM), livelihood training. 	Evidence that the project objectives and outputs address the needs and interests of the beneficiaries. Evidence that VSLA and trainings help to improve the Income Generating Activities.		
4	Are the project's objectives and activities adaptable to changing contextual factors (COVID-19, military takeover)?	Evidence of adaptations.		

5	Is the FXBVillage Program adaptable to long-term and wide-scale conflict-affected situations?	Evidence of adaptability.	<p>FXB policy, SOP on conflict-affected countries</p> <p>Discussion with FXB Myanmar and the field team</p>	<p>Content analysis</p> <p>Interviews with the FXB team</p>
---	---	---------------------------	---	---

Efficiency

No	Evaluation Questions	Indicator	Source	Data Collection
1	How efficiently and timely has this project been implemented and managed in accordance with the project timeline?	Project timeline Vs project completion status	Discussion with the FXB team	Content analysis Interviews with the FXB team
2	Have sufficient funds been allocated appropriately to achieve the intended results? Whether the funds have been utilised efficiently to achieve the intended goals?	Budget and spend ratio Cost per beneficiary ratio	M&E Reports	
3	Have the human resources with the relevant experience and skills been adequately allocated for the project?	Staff development and training		
4	Does the staff change over time, affecting the project implementation?	Staff turnover		
5	Did external factors beyond control (such as COVID-19, military coup, armed conflicts, etc.) influence the project activities and outcomes?	Impact and outcome results		

6	How well are the senior management engaged in the project?	Evidence of engagement or communications		
7	To what extent has the M&E function been developed and managed (M&E design and implementation)?	M&E Plan and reports		
8	Are the available monitoring data adequate? Are these data disaggregated? (e.g. gender, age, etc.)	M&E reports, progress reports		

Annex 2 – Lists of Documents Received

Cohort 1 Documents

Cohort 1 (2017 -2020)		Date of receipt
1	Project Planning and Proposal	
1.1	FXBVillage_Proposal	20/6/24
1.2	Logframe & Timeline_FXBVillage Mon State_2017-2020	
1.3	FXBVillage_Budget1	
1.4	3-year WorkPlan for FXBV Mon	
2	Monitoring and Evaluation	
2.1	MMMNA_comparisons	20/6/24
2.2	Memo - FXB-Village ME overview - v1.5	
2.3	FXBVillage M&E Questionnaire Myanmar - version 3.1 - May2017 - English language	
2.4	FXB_2017-2020_End_of_grant_evaluation	
3	Baseline Data	
3.1	MMMNA - Mon State - Data from start of program	20/6/24
4	Endline Data	
4.1	MMMNA - Mon State - End of program data	20/6/24
5	Project data	
5.1	Dashboard_FXB Village Mon State _Y3S2	20/6/24
5.2	Activities_Report_MonVillageProgram1	17/7/24
6	Financial Report	
6.1	FXBVillage Mon State_Y1S1_Financial Report_IF Foundation	20/6/24
6.2	FXBVillage Mon State_Y1S2_Financial Report_IF Foundation	

6.3	FXBVillage Mon State_Y2S1_Financial Report_IF Foundation	
6.4	FXBVillage Mon State_Y2S2_Detailed Financial Report_IF Foundation	
6.5	FXBVillage Mon State_Y2S2_Financial Report_IF Foundation	
6.6	FXBVillage Mon State_Y3S1_Financial Report_IF Foundation	
6.7	FXBVillage Mon State_Y3S2_Financial Report_IF Foundation	
7	Narrative Report	
7.1	FXBVillage Mon State_Y1S1_Narrative Report_IF Foundation	20/6/24
7.2	FXBVillage Mon State_Y1S2_Narrative Report_IF Foundation	
7.3	FXBVillage Mon State_Y2S1_Narrative Report_IF Foundation	
7.4	FXBVillage Mon State_Y2S2_Narrative Report_IF Foundation	
7.5	FXBVillage Mon State_Y3S1_Narrative Report_IF Foundation	
7.6	FXBVillage Mon State_Y3S2_Narrative Report_IF Foundation	
8	Other	
8.1	Success Story_FXBV Mon	20/6/24
8.2	HH_Lists_MonVillageProgram1	17/7/24
8.3	IGA First and Second 2019 Record	
8.4	HomeVisit_MonVillageProgram1_Sample	
8.5	Staff_Training_Lists	
9	Training	
9.1	Training_MonVillageProgram1	17/7/24
9.2	Training Report_WASH	
9.3	Training_Report_ChildRight	
9.4	Training_Report_HEALTH	
9.5	Training_Report_IGA	
9.6	TrainingReport_HEALTH	

Cohort 2 Documents

Cohort 2 (2021- 2024)		Date of receipt
1	Project planning and proposal	
1.1	FXBVillage Mon State II_Proposal_2020	20/6/24
1.2	FXB_Strengthening the outreach strategy	
1.3	Organigram_FXB Mon St._2021	
1.4	Logical Framework	
1.5	FXBVillage Mon State II_Budget	
2	Monitoring and Evaluation	
2.1	Selection form questions_Kobo Myanmar _ KoboToolbox	20/6/24
2.2	Selection_form_questions_Kobo_Myanmar_database	
2.3	Selection_form_questions_Kobo_Myanmar_labels_2021-05-18	

2.4	FXBVillage M&E_Selection Process_Questionnaire_Apr2021	
2.5	FXBVillage M&E_Selection Process_Interviewer Manual_Apr2021	
2.6	M&E Plan_Mon State 2021_21.05.21	
2.7	FXBVillage Mon State II_Household Questionnaire _ KoboToolbox	
2.8	Aquaponics Ponds_Pilote phase_ Evaluation Report_June 2023	
2.9	Risk Matrix_Mitigation _FXB Myanmar_16_07_2024	17/7/24
2.10	Selection_form_questions_Kobo_Myanmar_labels_2021-07-07 (PAU)	17/7/24
3	Baseline data	
3.1	FXBVillage_Mon_State_II_HHQ_Baseline_database	20/6/24
3.2	MMMNb - Mon State - Full Data from start of program	
3.3	MMMNb - Mon State - Kyeik Ma Yaw township - baseline analysis report	
3.4	MMMNb - Mon State - Mudon township - baseline analysis report	
3.5	MMMNb - Mon State - Paung township - baseline analysis report	
4	Midterm data	
4.1	FXBVillage_Mon_State_II_HHQ_Midterm_database	20/6/24
4.2	MMMNb - Mon State - Full Data Midterm Evaluation_v2	
5	Endline data	
5.1	DRAFT Analyzed_ENDLINE.xlsb	10/7/24
5.2	FXBVillage_Mon_State_II_HHQ_Endline	10/7/24
5.3	FXBVillage Mon State II_HHQ_Endline _ KoboToolbox	18/7/24
5.4	Sample_Endline_KoboToolbox	18/7/24
6	Project data	
6.1	Data_SUMMARY_2024	10/7/24
7	Project report	
7.1	Project Report_FXBVillage Mon State II_Y1S1	20/6/24
7.2	Project Report_FXBVillage Mon State II_Y1S2	
7.3	Project Report_FXBVillage Mon State II_Y2S1	
7.4	Project Report_FXBVillage Mon State II_Y2S2_V2	
7.5	Project Report_FXBVillage Mon State II_Y3S1	
7.6	Project Report_FXBVillage Mon State II_Y3S2	
8	Training	
8.1	TrainingList_MonVillageProgramII_Summary	20/6/24
8.2	Training effectiveness summary_2021	25/6/24
8.3	Training effectiveness summary_2022	
8.4	Training effectiveness summary_2023	
8.5	Training effectiveness summary_2024	
8.6	Environmental_Cleaning	17/7/24
8.7	Financial_Literacy	
8.8	Financial_Literacy_Costing	

8.9	HIV_Prevention	
8.10	IGA_Training	
8.11	KitchenGardening	
8.12	Nutrition	
8.13	Saving	
8.14	SPM_BusinessPlan	
8.15	SPM_LinkagetoVet	
8.16	SPM_Practical	
8.17	VSLA_Share_Allocation	
8.18	WASH_Training	
8.19	Agenda of SPM IGAs	
8.20	Vocational Enrollment List Breakdown	16/8/2024
9	Beneficiaries and Activities	
9.1	Distribution List_FXB_MonVillageProgram	17/7/24
9.2	House_Toilet_WaterResources_Rehab_Lists	
9.3	Household_Roster	
9.4	IGA_Information	
9.5	TrainingList_MonVillageProgram2	
9.6	Indirect Participants List	2/9/2024
10	Home Visit	
10.1	Household Visit Form_ECO_Sample	17/7/24
10.2	Household Visit Form_HEALTH_Sample	
10.3	Household Visit Form_WASH_EDU_Sample	
10.4	HOUSEHOLD VISIT_ECO_2022	
10.5	HOUSEHOLD VISIT_ECO_Y3S1_2023	
10.6	HOUSEHOLD VISIT_ECO_Y3S2_2023	
10.7	HOUSEHOLD VISIT_HEALTH_2022	
10.8	HOUSEHOLD VISIT_HEALTH_Y3S1_2023	
10.9	HOUSEHOLD VISIT_HEALTH_Y3S2_2023	
10.10	HOUSEHOLD VISIT_WASH_EDU_Y2S1_2022	
10.11	HOUSEHOLD VISIT_WASH_EDU_Y2S2_2022	
10.12	HOUSEHOLD VISIT_WASH_EDU_Y3S1_2023	
10.13	HOUSEHOLD VISIT_WASH_EDU_Y3S2_2023	
11	Other	
11.1	Staff_Training_Lists	17/7/24

Effectiveness

No	Evaluation Questions	Indicator	Source	Data Collection
----	----------------------	-----------	--------	-----------------

1	Does the project have clearly defined objectives (outcome), outputs, and activities? Who participated in this decision-making process?	Evidence of project objective, output and activities in SMART goals (specific, measurable, attainable, realistic, timebound)	Logframe M&E reports Baseline and Endline results	Content analysis Interview with the FXB team Beneficiary Interviews and Survey
2	To what extent has the project generated positive changes in the lives of direct and indirect beneficiaries in relation to <ul style="list-style-type: none"> Economic capacity of the families Family nutritional status and behaviour change upon nutrition Accessibility to health care service Level of health awareness and knowledge Hygiene and sanitation Access to safe water Upgrade housing Access to education 	Comparison of targets and results (quantitative and qualitative comparison) Evidence of positive change and the degree of change in relation to the project objectives and outcomes	Discussion with the FXB team Field visit	
3	What factors contributed to the results?	Evidence of project outputs and activities yielding the impacts Impacts of COVID-19, Military takeover		

Sustainability

No	Evaluation Questions	Indicator	Source	Data Collection
1	Is the project designed to provide a long-term impact on the beneficiaries?	Evidence of in-built sustainability elements in the project design and integration of these elements in the implementation	Project Proposal M&E reports Field visit	Content analysis Beneficiary Interviews and Survey

2	Are the achieved results continued to be beneficial after the project ended?	Evidence of intervention benefitting the target household (e.g. increased income, healthy and hygiene habits practised in daily life)		
3	Are there any unintended positive and negative results generated from the project?	Impact on cross-cutting issues Activities no longer conducted (if any) because they are no longer relevant or effective. New solutions adopted		

Cross-cutting themes

No	Evaluation Questions	Indicator	Source	Data Collection
1	<p>Are the following cross-cutting issues incorporated in the project design and strategy?</p> <ul style="list-style-type: none"> • Gender equality • Social Inclusion • Community Empowerment • Environmental Sustainability 	<p>Do men and women equally benefit from the program?</p> <p>Was there any form of discrimination in output activities?</p> <p>Was the community involved in activities such as meetings, trainings, etc?</p> <p>Was the environment affected by the project activities?</p>	<p>Project Proposal</p> <p>M&E Reports</p> <p>Field Visit</p>	<p>Content analysis</p> <p>Beneficiary Interviews and Survey</p>

Key learnings

No	Evaluation Questions	Indicator	Source	Data Collection
1	What are the key similarities and differences between Cohort 1 and 2?	Similarities and differences in various aspects Adaptation made for Cohort 2 based on the experience of Cohort 1	Project Proposal M&E Report Discussion with the FXB team	Content analysis Interview with the FXB team
2	What should be done to strengthen the sustainability of project outcomes?	Activities or solutions that are proven to be impactful throughout the project period or that can be adapted to the emerging challenging context	Project Proposal M&E Report Field Visit	Content analysis Beneficiary Interviews and Survey

Annex 3 – Interview Questions

Beneficiary Survey (Quantitative)

The questions are in the Myanmar language.

#	Question	Type of question	Answer
Profile			
1	Name	Open-ended	
2	Gender	Dropdown	Male Female
3	Age	Open-ended	
4	Village	Dropdown	
5	How many people live in your household?	Open-ended	
6	What is your occupation?	Open-ended	
7	Do you have any children? if so how many	Open-ended	
8	Did your household benefit from the FXBVillage program?	Dropdown	Yes No
Economic Empowerment			

1	What was your household income before the program?	Open-ended	
2	What is your household income after joining the program?	Open-ended	
3	Did you receive the following support for economic empowerment? Choose all that apply.	Multiple Choice	<div>Individual IGA</div> <div>Bank account opened</div> <div>Group IGA</div> <div>Aquaponic pond</div> <div>Emergency Support (Covid)</div> <div>Village Saving Loans Association (VSLA)</div> <div>Enterprise Selection, Planning and Management (SPM)</div> <div>Financial Management and Enterprise Training</div>
4	How much did you benefit from these activities?	<div>No benefit, Low benefit, Somewhat benefit, High benefit,</div> <div>No benefit, Low benefit, Somewhat benefit, High benefit</div> <div>No benefit, Low benefit, Somewhat benefit, High benefit</div> <div>No benefit, Low benefit, Somewhat benefit, High benefit</div> <div>No benefit, Low benefit, Somewhat benefit, High benefit</div> <div>No benefit, Low benefit, Somewhat benefit, High benefit</div> <div>No benefit, Low benefit, Somewhat benefit, High benefit</div> <div>No benefit, Low benefit,</div>	<div>Individual IGA</div> <div>Bank account opened</div> <div>Group IGA</div> <div>Aquaponic pond</div> <div>Emergency Support (Covid)</div> <div>Village Saving Loans Association (VSLA)</div> <div>Enterprise Selection, Planning and Management (SPM)</div> <div>Financial Management and Enterprise Training</div>

		Somewhat benefit, High benefit	
5	Which of these activities helped increase your household income? Choose all that apply.	Multiple Choice	Individual IGA
			Bank account opened
			Group IGA
			Aquaponic pond
			Emergency Support (Covid)
			Village Saving Loans Association (VSLA)
			Enterprise Selection, Planning and Management (SPM)
			Financial Management and Enterprise Training
			My income was not increased
6	If your income has not increased, please explain why	Open-ended	
	Nutrition		
7	How many meals did your household eat in a day before joining the FXB program?	Multiple Choice	No meal
			One meal
			Two meals
			Three meals
			Above three
8	How many meals does your household eat in a day after joining the FXB program?	Multiple Choice	No meal
			One meal
			Two meals
			Three meals
			Above three
9	How was your overall household nutrition and diet (what did you mainly eat at meals, including a variety of food such as meat, vegetables, dairy, eggs, fruits, etc.) before joining the FXB program?	Open-ended	
10	How was your overall household nutrition and diet (what did you mainly eat at meals, including a	Open-ended	

	variety of food such as meat, vegetables, dairy, eggs, fruits, etc.) after joining the FXB program?		
11	Did you receive the following support for nutritional improvement? Choose all that apply.	Multiple Choice	Food support
			Kitchen garden supplies
			Nutritional knowledge training
12	How much did you benefit from these activities	No benefit, Low benefit, Somewhat benefit, High benefit	Food support
		No benefit, Low benefit, Somewhat benefit, High benefit	Kitchen garden
		No benefit, Low benefit, Somewhat benefit, High benefit, Not received, NA	Nutritional knowledge training
13	Which of these activities helped your household improve nutrition?. Choose all that apply	Multiple Choice	Food support
			Kitchen garden supplies
			Nutritional knowledge training
			My household nutrition status has not improved.
14	If your household nutrition status has not improved, please explain the reason.	Open-ended	
	Health		
15	How many times did you or someone in your household get sick in a month on average before joining the FXB program?	Open-ended	
16	How many times did you or someone in your household get sick in a month on average after joining the FXB program?	Open-ended	
17	How easy was it for your household to have	Multiple Choice	No access, Limited access, Easy access, High access

	healthcare services before joining the FXB program?		
18	How easy was it for your household to have healthcare services before joining the FXB program?	Multiple Choice	No access, Limited access, Easy access, High access
19	Did you receive the following support for health improvement? Choose all that apply.	Multiple Choice	Households registered in health centres Counselling Medical test Medical treatment/ service Bed nets Counselling Disease Prevention Training
20	How much did you benefit from these activities	No benefit, Low benefit, Somewhat benefit, High benefit	Households registered in health centres
		No benefit, Low benefit, Somewhat benefit, High benefit	Counselling
		No benefit, Low benefit, Somewhat benefit, High benefit	Medical test
		No benefit, Low benefit, Somewhat benefit, High benefit	Medical treatment/ service
		No benefit, Low benefit, Somewhat benefit, High benefit	Bed nets
		No benefit, Low benefit, Somewhat benefit, High benefit	Counselling
		No benefit, Low benefit, Somewhat benefit, High benefit	Disease Prevention Training
21	Which of these activities helped your household improve health? Choose all that apply.	Multiple Choice	Households registered in health centres Counselling Medical test Medical treatment/ service

			Bed nets
			Counselling
			Disease Prevention Training
			My household health situation has not improved.
22	If your household nutrition status has not improved, please explain the reason.		
	WASH & House		
23	How were your home facilities before joining the FXB program (your drinking water source, clean water, toilet, etc)?	Open-ended	
24	How have your home facilities improved after joining the FXB program (your drinking water source, clean water, toilet, etc)??	Open-ended	
25	How was your hygiene practice before joining the FXB program?	Open-ended	
26	What hygiene practices do you adopt after joining the FXB program?	Open-ended	
27	Did you receive the following support for hygiene and house improvement? Choose all that apply.	Multiple Choice	Hygiene Kit
			Fire prevention kit
			Drinking water container
			Hygiene and WASH Training
			House reconstruction
			Toilet upgraded
			Kitchen upgraded
			Wall renovation
			Other – please specify
28	How much did you benefit from these activities	No benefit, Low benefit, Somewhat benefit, High benefit	Hygiene Kit
		No benefit, Low benefit,	Fire prevention kit

		Somewhat benefit, High benefit	
		No benefit, Low benefit, Somewhat benefit, High benefit	Drinking water container
		No benefit, Low benefit, Somewhat benefit, High benefit	Hygiene and WASH Training
		No benefit, Low benefit, Somewhat benefit, High benefit	House reconstruction
		No benefit, Low benefit, Somewhat benefit, High benefit	Toilet upgraded
		No benefit, Low benefit, Somewhat benefit, High benefit	Kitchen upgraded
		No benefit, Low benefit, Somewhat benefit, High benefit	Wall renovation
		No benefit, Low benefit, Somewhat benefit, High benefit	Other – please specify
29	Which of these activities helped improve hygiene and home facilities in your household? Choose all that apply.	Multiple Choice	Hygiene Kit
			Fire prevention kit
			Drinking water container
			Hygiene and WASH Training
			House reconstruction
			Toilet upgraded
			Kitchen upgraded
			Wall renovation
			Other – please specify
			My household hygiene and facilities have not improved.
30	If your household hygiene and facilities have not improved, please explain why.		
	Education		
31		Multiple Choice	Yes

	Did your children / young adults go to school before joining the program?		No
			NA – no child
32	Are your children/ young adults going to school due to the support from FXB program?	Multiple Choice	Yes
			No
			NA – no child
33	Were youths in your household able to attend vocational training before joining the program?	Multiple Choice	Yes
			No
			NA – no youth
34	Were youths in your household able to attend vocational training before joining the program?	Multiple Choice	Yes
			No
			NA – no youth
35	Did the youth who attended the vocational training get a job after the training?	Multiple Choice	Yes
			No
			NA – no youth
36	Did you receive the following support for education and knowledge improvement? Choose all that apply.	Multiple Choice	School fees
			School materials
			School uniform
			Vocational training fees
			Vocational professional kit
			Child Rights Training
			Women Protection/ Empowerment Training
			Early Childhood Development training
			Theatre Performance
			UNFPA's "Women and Girls First"
			Special Events and Activities
			Comprehensive Sexual Education
			Sexual and reproductive health and rights (SRHR)
			Other – please specify
37	How much did you benefit from these activities	No benefit, Low benefit, Somewhat benefit, High benefit	School fees
		No benefit, Low benefit,	School materials

	Somewhat benefit, High benefit	
	No benefit, Low benefit, Somewhat benefit, High benefit	School uniform
	No benefit, Low benefit, Somewhat benefit, High benefit	Vocational training fees
	No benefit, Low benefit, Somewhat benefit, High benefit	Vocational professional kit
	No benefit, Low benefit, Somewhat benefit, High benefit	Child Rights Training
	No benefit, Low benefit, Somewhat benefit, High benefit	Women Protection/ Empowerment Training
	No benefit, Low benefit, Somewhat benefit, High benefit	Early Childhood Development training
	No benefit, Low benefit, Somewhat benefit, High benefit	Theatre Performance
	No benefit, Low benefit, Somewhat benefit, High benefit	UNFPA's "Women and Girls First"
	No benefit, Low benefit, Somewhat benefit, High benefit	Special Events and Activities
	No benefit, Low benefit, Somewhat benefit, High benefit No benefit, Low benefit, Somewhat benefit, High benefit	Comprehensive Sexual Education
	No benefit, Low benefit, Somewhat benefit, High benefit	Sexual and reproductive health and rights (SRHR)
	No benefit, Low benefit,	Other – please specify

		Somewhat benefit, High benefit	
38	Which of these activities helped the child/ young adults go to school? Choose all that apply.	Multiple Choice	School fees School materials School uniform Other complementary training NA – no child These activities did not help in making the child/ young adult go to school
39	Which of these activities helped youths gain vocational skills? Choose all that apply.	Multiple Choice	Vocational training fees Vocational professional kit Other complementary training NA – no youths These activities did not help youths in my household gain vocational skills
40	If any support from FXB did not help your child/ youth or your household enrolled in school improve skills or knowledge, please explain why.	Open-ended	
	Cross-Cutting and Others		
41	Can men and women have an equal chance of receiving support from FXB (for example, IGA, food supplies, school supplies, training, medical care, counselling)	Multiple Choice	Yes No
42	If no, please explain the reason	Open-ended	
43	If you were ask by FXB to develop a new project to support the community, how would you design it? What kind of activities	Open-ended	

	would you consider and why?	
--	-----------------------------	--

Beneficiary Survey (Qualitative)

#	Question Cohort	Type of question	Answer
Profile			
1	Name	Open-ended	
2	Gender	Dropdown	Male
			Female
			Other
3	Age	Open-ended	
4	Village	Dropdown	
5	How many people live in your household?	Open-ended	
6	What is your occupation?	Open-ended	
7	Do you have any children, if so how many	Open-ended	
8	How helpful are IGA support and financial management training in improving your family's economic situation, and why do you think so?	Open-ended	
9	Which activities supported by FXB are you still doing or using today and why? ((e.g. IGA, Aquaponic, kitchen garden, WASH facilities, going to health care center, going to school)	Open-ended	
10	Tell me about 2 or 3 trainings you like most from FXB and why you like them.	Open-ended	
11	Have you experienced someone from the village was excluded from an activity or trainings, or support based on gender, religion, race, social status (not due to the family selection method of FXB)	Open-ended	
12	If FXB would do another Village Program in Myanmar (with the same activities), do you think the program will be successful? Why?	Open-ended	

Indirect Beneficiary Survey (Qualitative)

#	Question Cohort 1	Type of question	Answer
Profile			
1	Name	Open-ended	

2	Gender	Dropdown	Male
			Female
			Other
3	Age	Open-ended	
4	Village	Dropdown	
5	How many people live in your household?	Open-ended	
6	What is your occupation?	Open-ended	
7	Do you have any children, if so how many	Open-ended	
8	In which activities or trainings did you participate in the FXBVillage Program	Open-ended	
9	Tell me about 2 or 3 activities you like most from FXB and why you like them.	Open-ended	
10	Have you experienced someone from the village was excluded from an activity or training, or support based on gender, religion, race, social status (not due to family selection method of FXB)	Open-ended	
11	If FXB did another Village Program in Myanmar (with the same activities), do you think the program would be successful? Why?	Open-ended	

Community Administrator Interview (Qualitative)

#	Question Cohort 1	Type of question	Answer
Profile			
1	Name	Open-ended	
2	Gender	Dropdown	Male
			Female
			Other
3	Age	Open-ended	
4	Village	Dropdown	
6	What is your occupation?	Open-ended	
8	How helpful is the FXBVillage Program to this village?	Open-ended	
9	How do you collaborate with FXB team for the implementation of the program	Open-ended	
10	How was the village community informed about the collective activities? How were these organized	Open-ended	

11	Have you experienced someone from the village was excluded from an activity or training, or support based on gender, religion, race, or social status (not due to the family selection method of FXB)	Open-ended	
12	If FXB did another Village Program in Myanmar (with the same activities), do you think the program would be successful? Why?	Open-ended	